



ACTUAL PSR, WEIGHTAGES
FOR THE MONTH OF MAY 2025

&

PROFIT RATES DECLARED
FOR THE PERIOD FROM JUL 2022 TO APRIL 2025



National Bank of Pakistan

Aitemaad اعتماد



ISLAMIC BANKING

Table of Content

Page #

S.No	Deposit Category	Weightages & PSR	Profit Rates					Profit Distributed				
		May 2025	Jan 25- Apr 25	Jul 24- Dec 24	Jan - Jun 24	Jul - Dec 2023	Jan - Jun 2023	Jan 24- Apr 25	Jul 24- Dec 24	Jan - Jun 24	Jul - Dec 2023	Jan - Jun 2023
01	Aitemaad Savings Account	01	04	06	08	10	12	14	16	18	20	22
02	Aitemaad Asan Saving Account	01	04	06	08	10	12	14	16	18	20	22
03	Aitemaad Mahana Bachat account • Type-I • Type-II • Type-III	01	04	06	08	10	12	14	16	18	20	22
04	Aitemaad Seniors Account	01	04	06	08	10	12	14	16	18	20	22
05	Aitemaad Premium Munafa Account • 1 to 7 Years	N/A	N/A	N/A	08	10	N/A	14	16	18	20	22
06	Aitemaad Seniors Certificate • 1 Year • 3 Year	N/A	N/A	N/A	08	10	N/A	14	16	18	20	22
07	Aitemaad Institutional Deposit Account – IFIs	01	04	06	08	10	12	14	16	18	20	22
08	Aitemaad Institutional Deposit Account – NBFIs	02	04	06	08	10	12	14	16	18	20	22
09	Aitemaad Merchant Account	02	04	06	08	N/A	12	14	N/A	18	20	22
10	Aitemaad Foree Remittance Account	02	04	06	08	N/A	12	14	N/A	18	20	22
11	ATDC of less than 1 Million (Profit to be paid Monthly) • 1 Month	02	04	06	09	11	12	14	16	18	20	22

National Bank of Pakistan

Islamic Banking Group, 10th Floor, NBP Building, HO, I.I. Chundrigarh Road, Karachi, Pakistan.Telephone: (92-21) 99220610, Email: aitemaad.info@nbp.com.pk



National Bank of Pakistan

Aitemaad اعتماد



ISLAMIC BANKING

	<ul style="list-style-type: none"> • 3 Months • 6 Months • 1 Year • 2 Years • 3 Years • 5 Years 											
12.	ATDC of 1 Million to 9.99 million (Profit to be paid Monthly) <ul style="list-style-type: none"> • 1 Month • 3 Months • 6 Months • 1 Year • 2 Years • 3 Years • 5 Years 	02	04	06	09	11	12	15	17	19	21	23
13.	ATDC of 10 Million & above (Profit to be paid Monthly) <ul style="list-style-type: none"> • 1 Month • 3 Months • 6 Months • 1 Year • 2 Years • 3 Years • 5 Years 	02	05	07	09	11	12	15	17	19	21	23
14.	ATDC of less than 10 million & above (Profit to be paid Maturity) <ul style="list-style-type: none"> • 1 Month • 3 Months • 6 Months • 1 Year • 2 Years • 3 Years • 5 Years 	02	05	07	09	11	13	15	17	19	21	23
15.	ATDC of 10 Million to 49.99 million (Profit to be paid Maturity) <ul style="list-style-type: none"> • 1 Month • 3 Months • 6 Months • 1 Year • 2 Years • 3 Years 	02	05	07	09	11	13	15	17	19	21	23

National Bank of Pakistan

Islamic Banking Group, 10th Floor, NBP Building, HO, I.I. Chundrigarh Road, Karachi, Pakistan.Telephone: (92-21) 99220610, Email: aitemaad.info@nbp.com.pk



National Bank of Pakistan

Aitemaad اعتماد



ISLAMIC BANKING

	<ul style="list-style-type: none"> 5 Years 											
16.	ATDC of 50 Million to 99.99 million (Profit to be paid Maturity) <ul style="list-style-type: none"> 1 Month 3 Months 6 Months 1 Year 2 Years 3 Years 5 Years 	02	05	07	09	11	13	15	17	19	21	23
17.	ATDC of 100 million & above (Profit to be paid Maturity) <ul style="list-style-type: none"> 1 Month 3 Months 6 Months 1 Year 2 Years 3 Years 5 Years 	02	05	07	09	11	13	15	17	19	21	23
18.	Charity Fund	02	N/A	N/A	N/A	N/A	N/A	N/A	N/A	N/A	N/A	N/A
19.	NBP General Borrowing	02	N/A	N/A	N/A	N/A	N/A	N/A	N/A	N/A	N/A	N/A
20.	➤ Special TDC Scheme	03	05	07	09	N/A	N/A	15	17	19	N/A	N/A
21.	➤ Special TDC Scheme	03	05	N/A	N/A	N/A	N/A	15	N/A	N/A	N/A	N/A

National Bank of Pakistan

Islamic Banking Group, 10th Floor, NBP Building, HO, I.I. Chundrigarh Road, Karachi, Pakistan.Telephone: (92-21) 99220610, Email: aitemaad.info@nbp.com.pk

PSR & WEIGHTAGES FOR THE MONTH OF MARCH, APRIL & MAY 2025

**GENERAL POOL
PROFIT SHARING RATIO**

	May-25	Apr-25	Mar-25
Rab ul Mall	55%	55%	75%
Mudarib	45%	45%	25%

WEIGHTAGES ASSIGNED

Deposits in (Pak Rupees)	May-25	Apr-25	Mar-25
Aitemaad Saving Account			
1 to 24,999,999	0.8667	0.8701	0.8730
25,000,000 to 49,999,999	0.8667	0.8701	0.8730
50,000,000 to 99,999,999	0.8667	0.8701	0.8730
100,000,000 to 249,999,999	0.8667	0.8701	0.8730
250,000,000 to 499,999,999	0.8667	0.8701	0.8730
500,000,000 to 999,999,999	0.8667	0.8701	0.8730
1,000,000,000 & Above	0.8667	0.8701	0.8730
Aitemaad Asaan Saving Account	0.8667	0.8701	0.8730
Aitemaad Mahana Bachat Account			
Type-I			
1 to 99,999.99	0.8667	0.8701	0.8730
100,000 to 999,999.99	0.8667	0.8701	0.8730
1,000,000 to 2,499,999.99	0.8667	0.8701	0.8730
2,500,000 to 4,999,999.99	0.8667	0.8701	0.8730
5,000,000 to 9,999,999.99	0.8667	0.8701	0.8730
10,000,000 to 24,999,999.00	0.8667	0.8701	0.8730
25,000,000 to 49,999,999.00	0.8667	0.8701	0.8730
Above 50,000,000	0.8872	0.8899	0.8918
Type-II			
1 to 249,999.99	0.8667	0.8701	0.8730
250,000 to 2,499,999.99	0.8667	0.8701	0.8730
2,500,000 to 4,999,999.99	0.8667	0.8701	0.8730
5,000,000 to 9,999,999.99	0.8667	0.8701	0.8730
10,000,000 to 24,999,999.99	0.8667	0.8701	0.8730
25,000,000 to 49,999,999.99	0.8667	0.8701	0.8730
Above 50,000,000	0.8872	0.8899	0.8918
Type-III			
1 to 499,999	0.8667	0.8701	0.8730
500,000 to 9,999,999	0.8667	0.8701	0.8730
10,000,000 to 100,000,000	0.8667	0.8701	0.8730
Above 100,000,000	0.8872	0.8899	0.8918
Aitemaad Income Support Account			
1 to 24,999.99	0.8667	0.8701	0.8730
25,000 to 499,999.99	0.8667	0.8701	0.8730
500,000 to 2,499,999.99	0.8667	0.8701	0.8730
2,500,000 to 9,999,999.99	0.8667	0.8701	0.8730
10,000,000 to 49,999,999.99	0.8667	0.8701	0.8730
Above 50,000,000	0.8821	0.8850	0.8871
Aitemaad Amirah Account			
1 to 999,999	0.8667	0.8701	0.8730
1,000,000 to 4,999,999	0.8667	0.8701	0.8730
5,000,000 to 9,999,999	0.8770	0.8800	0.8824
Above 10,000,000	0.8821	0.8850	0.8871
Aitemaad Seniors Account			
1 to 999,999	0.8667	0.8701	0.8730
1,000,000 to 4,999,999	0.8667	0.8701	0.8730
5,000,000 to 9,999,999	0.8770	0.8800	0.8824
10,000,000 to 19,999,999	0.8821	0.8850	0.8871
Above 20,000,000	0.8872	0.8899	0.8918




Deposits in (Pak Rupees)	May-25	Apr-25	Mar-25
Aitemaad Institutional Deposit Account - IFIs			
1 to 9,999,999	0.5621	0.5451	0.5163
10,000,000 to 199,999,999	0.5775	0.5599	0.5304
200,000,000 to 499,999,999	0.5928	0.5748	0.5444
500,000,000 to 999,999,999	0.6081	0.5897	0.5585
Above 1,000,000,000	0.6235	0.6045	0.5726
Aitemaad Institutional Deposit Account - NBFIs			
1 to 9,999,999	0.5621	0.5451	0.5163
10,000,000 to 299,999,999	0.5775	0.5599	0.5304
300,000,000 to 599,999,999	0.5928	0.5748	0.5444
600,000,000 to 999,999,999	0.6081	0.5897	0.5585
1 billion to 1.99 billion	0.6235	0.6045	0.5726
Above 2 billion	0.6439	0.6243	0.5914
Aitemaad Merchant Account	0.0051	0.0050	0.0047
Aitemaad Force Remittance Saving Account			
1 to 999,999	0.8667	0.8701	0.8730
1,000,000 to 4,999,999	0.8667	0.8701	0.8730
5,000,000 to 9,999,999	0.8667	0.8701	0.8730
Above 10,000,000	0.8667	0.8701	0.8730
Aitemaad Term Deposit Certificate (ATDC)			
ATDC of less than 1 million (profit to be paid monthly)			
1 month	0.5877	0.5698	0.5397
3 months	0.7155	0.6937	0.6571
6 months	0.7359	0.7433	0.7040
1 year	0.8667	0.8701	0.8730
3 Years	0.6030	0.5847	0.5538
5 Years	0.6081	0.5897	0.5585
ATDC of 1 million to 9.99 million (profit to be paid monthly)			
1 month	0.5979	0.5798	0.5491
3 months	0.7359	0.7433	0.7040
6 months	0.7666	0.7928	0.7509
1 year	0.8688	0.8721	0.8749
3 Years	0.6337	0.6144	0.5820
5 Years	0.6848	0.6640	0.6289
ATDC of 10 million and above (profit to be paid monthly)			
1 month	0.6081	0.5897	0.5585
3 months	0.7666	0.7928	0.7509
6 months	0.7921	0.8176	0.7744
1 year	0.8708	0.8741	0.8767
3 Years	0.6592	0.6392	0.6055
5 Years	0.7001	0.6789	0.6430
ATDC of less than 10 million (profit to be paid at maturity)			
1 month	0.6081	0.5897	0.5585
3 months	0.7359	0.7433	0.7040
6 months	0.7921	0.7928	0.7509
1 year	0.8688	0.8721	0.8749
3 Years	0.6592	0.6392	0.6055
5 Years	0.7001	0.6789	0.6430
ATDC of 10 million to 49.99 million (profit to be paid at maturity)			
1 month	0.6133	0.5946	0.5632
3 months	0.7666	0.8176	0.7744
6 months	0.8432	0.8424	0.7979
1 year	0.8708	0.8741	0.8767
3 Years	0.6848	0.6640	0.6289
5 Years	0.7052	0.6838	0.6477
ATDC of 50 million to 99.99 million (profit to be paid at maturity)			
1 month	0.6337	0.6144	0.5820
3 months	0.8177	0.8424	0.7979
6 months	0.8483	0.8671	0.8213
1 year	0.8729	0.8761	0.8786
3 Years	0.7155	0.6937	0.6571
5 Years	0.7206	0.6987	0.6618
ATDC of 100 million and above (profit to be paid at maturity)			
1 month	0.6490	0.6293	0.5961
3 months	0.8432	0.8671	0.8213
6 months	0.8688	0.8721	0.8448
1 year	0.8749	0.8820	0.8918
Charity Fund	0.8667	0.8701	0.8730
NBP General Borrowing - Head Office	1.1345	1.0951	1.0560

7/2

Deposits in (Pak Rupees)	May-25	Apr-25	Mar-25
--------------------------	--------	--------	--------

**TDR SPECIAL POOL D *
PROFIT SHARING RATIO**

	May-25	Apr-25	Mar-25
Rab ul Mall	88%	88%	88%
Mudarib	12%	12%	12%

WEIGHTAGES ASSIGNED

Deposits in (Pak Rupees)	May-25	Apr-25	Mar-25
1 Year Special TDR - Monthly Profit	0.9950	0.9900	0.9890
1 Year Special TDR - Profit at Maturity	1.0402	1.0350	1.0340

* No New offering will be allowed under Special Scheme - D w.e.f. 01-Nov-2024


**TDR SPECIAL POOL - E (Flexi) *
PROFIT SHARING RATIO**

	May-25	Apr-25	Mar-25
Rab ul Mall	85%	85%	85%
Mudarib	15%	15%	15%


WEIGHTAGES ASSIGNED

Deposits in (Pak Rupees)	May-25	Apr-25	Mar-25
1 Year Special TDR - 1M - 4.999M (Monthly)	0.9913	0.9935	0.9938
1 Year Special TDR - 5M - 9.999M (Monthly)	0.9936	0.9957	0.9959
1 Year Special TDR - 10M - 24.999M (Monthly)	0.9959	0.9980	0.9981
1 Year Special TDR - 25M - 49.999M (Monthly)	0.9983	1.0003	1.0002
1 Year Special TDR - 50M & Above (Monthly)	1.0053	1.0025	1.0023
1 Year Special TDR - 1M - 4.999M (Maturity)	0.9959	0.9980	0.9981
1 Year Special TDR - 5M - 9.999M (Maturity)	0.9983	1.0003	1.0002
1 Year Special TDR - 10M - 24.999M (Maturity)	1.0006	1.0025	1.0023
1 Year Special TDR - 25M - 49.999M (Maturity)	1.0030	1.0048	1.0045
1 Year Special TDR - 50M & Above (Maturity)	1.0100	1.0071	1.0066

* The term "Flexi" refers to the variation in expected profit rates offered by Mudarib (Bank) with respect to Monetary Policy Announcements and it is subject to change time by time.



 Junaid Sami Khan
 Pool Manager





 M. Fahad Siddiqui
 Wing Head - Pool Management Wing

Profit Distribution - General Pool

14-May-25

Historic Profit Rates

Deposits (PKR)	Jan-25	Feb-25	Mar-25	Apr-25
Aitemaad Saving Account				
1 to 24,999,999	8.32%	9.33%	8.96%	7.04%
25,000,000 to 49,999,999	8.32%	9.33%	8.96%	7.04%
50,000,000 to 99,999,999	8.32%	9.33%	8.96%	7.04%
100,000,000 to 249,999,999	8.32%	9.33%	8.96%	7.04%
250,000,000 to 499,999,999	8.32%	9.33%	8.96%	7.04%
500,000,000 to 999,999,999	8.32%	9.33%	8.96%	7.04%
1,000,000,000 & Above	8.32%	9.33%	8.96%	7.04%
Aitemaad Asaan Saving Account				
	8.32%	9.33%	8.96%	7.04%
Aitemaad Mahana Bachat Account				
Type I				
1 to 99,999	8.32%	9.33%	8.96%	7.04%
100,000 to 999,999	8.32%	9.33%	8.96%	7.04%
1,000,000 to 2,499,999	8.32%	9.33%	8.96%	7.04%
2,500,000 to 4,999,999	8.32%	9.33%	8.96%	7.04%
5,000,000 to 9,999,999	8.32%	9.33%	8.96%	7.04%
10,000,000 to 24,999,999	8.32%	9.33%	8.96%	7.04%
25,000,000 to 49,999,999	8.32%	9.33%	8.96%	7.04%
Above 50,000,000	8.56%	9.72%	9.15%	7.21%
Type II				
1 to 249,999	8.32%	9.33%	8.96%	7.04%
250,000 to 2,499,999	8.32%	9.33%	8.96%	7.04%
2,500,000 to 4,999,999	8.32%	9.33%	8.96%	7.04%
5,000,000 to 9,999,999	8.32%	9.33%	8.96%	7.04%
10,000,000 to 24,999,999	8.32%	9.33%	8.96%	7.04%
25,000,000 to 49,999,999	8.32%	9.33%	8.96%	7.04%
Above 50,000,000	8.56%	9.72%	9.15%	7.21%
Type III				
1 to 499,999	8.32%	9.33%	8.96%	7.04%
500,000 to 9,999,999	8.32%	9.33%	8.96%	7.04%
10,000,000 to 100,000,000	8.32%	9.33%	8.96%	7.04%
Above 100,000,000	8.56%	9.72%	9.15%	7.21%
Aitemaad Income Support Account				
1 to 24,999	8.32%	9.33%	8.96%	7.04%
25,000 to 499,999	8.32%	9.33%	8.96%	7.04%
500,000 to 2,499,999	8.32%	9.33%	8.96%	7.04%
2,500,000 to 9,999,999	8.32%	9.33%	8.96%	7.04%
10,000,000 to 49,999,999	8.32%	9.33%	8.96%	7.04%
Above 50,000,000	8.56%	9.72%	9.10%	7.17%
Aitemaad Amirah Account				
1 to 999,999	8.32%	9.33%	8.96%	7.04%
1,000,000 to 4,999,999	8.32%	9.33%	8.96%	7.04%
5,000,000 to 9,999,999	8.32%	9.33%	9.06%	7.12%
Above 10,000,000	8.32%	9.33%	9.10%	7.17%
Aitemaad Seniors Account				
1 to 999,999	8.32%	9.33%	8.96%	7.04%
1,000,000 to 4,999,999	8.32%	9.33%	8.96%	7.04%
5,000,000 to 9,999,999	8.32%	9.33%	9.06%	7.12%
10,000,000 to 19,999,999	8.32%	9.33%	9.10%	7.17%
Above 20,000,000	8.32%	9.33%	9.15%	7.21%
Aitemaad Institutional Deposit Account - IFIs				
1 to 9,999,999	8.32%	9.33%	5.50%	5.50%
10,000,000 to 199,999,999	8.32%	9.33%	5.65%	5.65%
200,000,000 to 499,999,999	8.32%	9.33%	5.80%	5.80%
500,000,000 to 999,999,999	8.32%	9.33%	5.95%	5.95%
1,000,000,000 and above	8.32%	9.33%	6.10%	6.10%
Aitemaad Institutional Deposit Account - NBFIs				
1 to 9,999,999	8.32%	9.33%	5.50%	5.50%
10,000,000 to 299,999,999	8.32%	9.33%	5.65%	5.65%
300,000,000 to 599,999,999	8.43%	9.44%	5.80%	5.80%
600,000,000 to 999,999,999	8.56%	9.61%	5.95%	5.95%
1 billion to 1.99 billion	8.69%	9.84%	6.10%	6.10%
2 billion and above	8.82%	10.06%	6.30%	6.30%
Aitemaad Merchant Account				
	0.05%	0.05%	0.05%	0.05%
Aitemaad Foree Remittance Saving Account				
1 to 999,999	8.32%	9.33%	8.96%	7.04%
1,000,000 to 4,999,999	8.32%	9.33%	8.96%	7.04%
5,000,000 to 9,999,999	8.32%	9.33%	8.96%	7.04%
Above 10,000,000	8.32%	9.33%	8.96%	7.04%
ATDC of less than 1 million (profit to be paid monthly)				
1 month	5.75%	5.77%	5.54%	4.60%
3 months	7.00%	7.14%	6.74%	5.60%
6 months	7.50%	7.41%	7.22%	6.01%
1 year	5.80%	5.82%	8.96%	7.03%
3 Years	5.90%	5.93%	5.68%	4.72%
5 Years	5.95%	5.99%	5.73%	4.76%

Historic Profit Rates

Deposits (PKR)	Jan-25	Feb-25	Mar-25	Apr-25
ATDC of 1 million to 9.99 million (profit to be paid monthly)				
1 month	5.85%	5.88%	5.63%	4.68%
3 months	7.50%	7.41%	7.22%	6.01%
6 months	8.00%	7.69%	7.71%	6.41%
1 year	5.90%	5.93%	8.98%	7.05%
3 Years	6.20%	6.26%	5.97%	4.96%
5 Years	6.70%	6.81%	6.45%	5.36%
ATDC of 10 million and above (profit to be paid monthly)				
1 month	5.95%	5.99%	5.73%	4.76%
3 months	8.00%	7.69%	7.71%	6.41%
6 months	8.25%	7.96%	7.95%	6.61%
1 year	6.20%	6.26%	9.00%	7.06%
3 Years	6.45%	6.53%	6.21%	5.16%
5 Years	6.85%	6.97%	6.60%	5.48%
ATDC of less than 10 million (profit to be paid at maturity)				
1 month	5.95%	5.99%	5.73%	4.76%
03 months	7.50%	7.41%	7.22%	6.01%
6 months	8.00%	7.69%	7.71%	6.41%
1 year	6.20%	6.26%	8.98%	7.05%
3 Years	6.45%	6.53%	6.21%	5.16%
5 Years	6.85%	6.97%	6.60%	5.48%
ATDC of 10 million to 49.9 million (profit to be paid at maturity)				
1 month	6.00%	6.04%	5.78%	4.80%
03 months	8.25%	7.69%	7.95%	6.61%
6 months	8.50%	7.96%	8.19%	6.81%
1 year	6.35%	6.43%	9.00%	7.06%
3 Years	6.70%	6.81%	6.45%	5.36%
5 Years	6.90%	7.03%	6.65%	5.52%
ATDC of 50 million to 99.99 million (profit to be paid at maturity)				
1 month	6.20%	6.26%	5.97%	4.96%
3 months	8.50%	7.96%	8.19%	6.81%
6 months	8.75%	8.24%	8.43%	7.01%
1 year	6.50%	6.59%	9.02%	7.08%
3 Years	7.00%	7.14%	6.74%	5.60%
5 Years	7.05%	7.19%	6.79%	5.64%
ATDC of 100 million and above (profit to be paid at maturity)				
1 month	6.35%	6.43%	6.12%	5.08%
3 months	8.75%	8.24%	8.43%	7.01%
6 months	9.00%	8.51%	8.67%	7.05%
1 year	9.50%	8.79%	9.15%	7.13%

For Asaan Saving Account, where in case of exceeding the tier amount due to profit payment, same weightage are applicable to differential amount (i.e. above PKR. 500,000) for profit payment


Profit Distribution - Special TDR Pool D


Deposits (PKR)	Jan-25	Feb-25	Mar-25	Apr-25
1 Year Special ATDC - Monthly Profit	11.00%	11.00%	10.98%	11.00%
1 Year Special ATDC - Profit at Maturity	11.50%	11.50%	11.48%	11.50%

Profit Distribution - Special TDR Pool E (Flexi)

Deposits (PKR)	Jan-25	Feb-25	Mar-25	Apr-25
PLS Term Deposit - Special 1 Year Monthly - 1,000,000.00 - 4,999,999.99	8.00%	7.31%	9.30%	8.43%
PLS Term Deposit - Special 1 Year Monthly - 5,000,000.00 - 9,999,999.99	8.25%	7.57%	9.32%	8.45%
PLS Term Deposit - Special 1 Year Monthly - 10,000,000.00 - 24,999,999.99	8.50%	7.83%	9.34%	8.47%
PLS Term Deposit - Special 1 Year Monthly - 25,000,000.00 - 49,999,999.99	8.75%	8.09%	9.36%	8.49%
PLS Term Deposit - Special 1 Year Monthly - 50,000,000.00 & Above	9.00%	8.35%	9.38%	8.51%
TDR 1 Years - Special at Maturity - 1,000,000.00 - 4,999,999.99	8.50%	7.83%	9.34%	8.47%
PLS Term Deposit - Special 1 Year Maturity - 5,000,000.00 - 9,999,999.99	8.75%	8.09%	9.36%	8.49%
PLS Term Deposit - Special 1 Year Maturity - 10,000,000.00 - 24,999,999.99	9.00%	8.35%	9.38%	8.51%
PLS Term Deposit - Special 1 Year Maturity - 25,000,000.00 - 49,999,999.99	9.25%	8.61%	9.40%	8.53%
PLS Term Deposit - Special 1 Year Maturity - 50,000,000.00 & Above	9.50%	8.87%	9.42%	8.55%

Note: Provisional Profit for the Month of February was paid on 10 Mar, 2025, subject to the settlement (if any). However, actual profit rates (finalized in profit distribution) require no further settlement after realization.


 Junaid Jami Khan
 Pool Manager


 M. Fahad Siddiqui
 Wing Head - Pool Management



Historic Profit Rates

Deposits (PKR)	Jul-24	Aug-24	Sep-24	Oct-24	Nov-24	Dec-24
Aitemaad Saving Account						
1 to 24,999,999	8.25%	6.66%	7.00%	6.50%	6.92%	5.20%
25,000,000 to 49,999,999	8.26%	6.68%	7.03%	7.03%	7.22%	5.25%
50,000,000 to 99,999,999	8.31%	6.70%	7.05%	7.05%	7.29%	5.30%
100,000,000 to 249,999,999	8.34%	6.73%	7.08%	7.08%	7.32%	5.35%
250,000,000 to 499,999,999	8.36%	6.75%	7.10%	7.10%	7.34%	5.40%
500,000,000 to 999,999,999	8.39%	6.77%	7.13%	7.13%	7.38%	5.45%
1,000,000,000 & Above	8.42%	6.79%	7.15%	7.15%	7.40%	5.50%
Aitemaad Aasaan Saving Account	8.25%	6.66%	7.00%	6.50%	6.92%	5.20%
Aitemaad Mahana Bachat Account						
Type I						
1 to 99,999	10.73%	8.66%	7.00%	7.00%	7.45%	5.25%
100,000 to 999,999	12.38%	9.99%	10.00%	9.50%	8.52%	5.50%
1,000,000 to 2,499,999	12.93%	10.43%	10.25%	9.75%	9.05%	5.50%
2,500,000 to 4,999,999	13.48%	10.88%	10.75%	10.25%	9.85%	8.00%
5,000,000 to 9,999,999	14.58%	11.76%	11.75%	11.25%	10.91%	8.50%
10,000,000 to 24,999,999	15.95%	12.87%	13.00%	12.50%	12.24%	9.00%
25,000,000 to 49,999,999	16.50%	13.32%	13.50%	13.00%	12.77%	9.50%
Above 50,000,000	17.60%	14.20%	14.50%	14.00%	13.31%	10.00%
Type II						
1 to 249,999	10.73%	8.66%	7.00%	7.00%	7.45%	5.25%
250,000 to 2,499,999	14.03%	11.32%	8.50%	8.00%	8.52%	5.50%
2,500,000 to 4,999,999	15.40%	12.43%	11.00%	10.50%	10.11%	7.50%
5,000,000 to 9,999,999	17.05%	13.76%	12.50%	12.00%	11.71%	8.00%
10,000,000 to 24,999,999	17.33%	13.98%	13.25%	12.75%	12.24%	8.50%
25,000,000 to 49,999,999	17.60%	14.20%	13.75%	13.25%	12.77%	9.00%
Above 50,000,000	18.15%	14.65%	14.50%	14.00%	13.31%	9.50%
Type III						
1 to 499,999	10.73%	8.66%	7.00%	7.00%	7.45%	5.25%
500,000 to 9,999,999	16.50%	13.32%	13.00%	12.50%	12.24%	8.00%
10,000,000 to 100,000,000	17.05%	13.76%	14.00%	13.50%	13.31%	9.00%
Above 100,000,000	17.60%	14.20%	15.00%	14.50%	13.84%	10.00%
Aitemaad Income Support Account						
1 to 24,999	9.63%	7.77%	7.75%	7.75%	8.25%	5.25%
25,000 to 499,999	10.73%	8.66%	8.75%	8.75%	9.31%	6.50%
500,000 to 2,499,999	15.13%	12.21%	13.00%	12.25%	12.51%	7.50%
2,500,000 to 9,999,999	15.68%	12.65%	13.25%	12.50%	12.77%	9.50%
10,000,000 to 49,999,999	16.78%	13.54%	14.00%	13.25%	13.57%	10.00%
Above 50,000,000	14.03%	11.32%	11.75%	11.00%	11.18%	8.00%
Aitemaad Amirah Account						
1 to 999,999	14.30%	11.54%	12.00%	11.00%	10.64%	8.00%
1,000,000 to 4,999,999	15.40%	12.43%	13.00%	12.00%	11.71%	9.00%
5,000,000 to 9,999,999	17.05%	13.76%	14.50%	13.50%	12.77%	10.25%
Above 10,000,000	18.15%	14.65%	15.50%	14.50%	13.84%	10.50%
Aitemaad Seniors Account						
1 to 999,999	14.58%	11.76%	12.25%	11.25%	10.91%	8.00%
1,000,000 to 4,999,999	15.13%	12.21%	12.75%	12.25%	11.98%	9.00%
5,000,000 to 9,999,999	16.23%	13.10%	13.75%	13.75%	13.04%	10.00%
Above 10,000,000	17.88%	14.43%	-	-	-	-
10,000,000 to 19,999,999	-	-	15.25%	14.75%	14.10%	10.50%
Above 20,000,000	-	-	15.75%	15.00%	14.37%	11.00%
Aitemaad Institutional Deposit Account - IFIs						
1 to 9,999,999	6.53%	6.88%	7.75%	7.25%	7.72%	5.25%
10,000,000 to 199,999,999	6.64%	6.97%	7.85%	7.35%	7.82%	5.25%
200,000,000 to 499,999,999	8.80%	7.10%	8.00%	7.50%	7.98%	5.25%
500,000,000 to 999,999,999	9.08%	7.32%	8.25%	7.75%	8.25%	5.25%
1,000,000,000 and above	9.19%	7.41%	8.35%	7.85%	8.36%	5.25%
Aitemaad Institutional Deposit Account - NBFIs						
1 to 9,999,999	8.53%	6.88%	7.75%	7.25%	7.72%	5.25%
10,000,000 to 299,999,999	9.08%	7.32%	8.25%	7.75%	8.25%	5.25%
300,000,000 to 599,999,999	9.35%	7.55%	8.50%	8.00%	8.52%	5.25%
600,000,000 to 999,999,999	9.90%	7.99%	9.00%	8.50%	9.05%	5.25%
1 billion to 1.99 billion	10.29%	8.30%	9.35%	8.85%	9.42%	5.25%
2 billion and above	8.53%	6.88%	7.75%	7.25%	7.72%	5.25%
Aitemaad Merchant Account						
	0.06%	0.05%	0.05%	0.05%	0.05%	0.05%
Aitemaad Force Remittance Saving Account						
1 to 999,999	9.08%	7.32%	7.75%	7.75%	7.98%	7.00%
1,000,000 to 4,999,999	13.48%	10.88%	11.25%	10.25%	10.38%	8.50%
5,000,000 to 9,999,999	14.03%	11.32%	11.75%	11.25%	11.18%	9.25%
Above 10,000,000	15.13%	12.21%	12.75%	12.25%	11.98%	10.00%
ATDC of less than 1 million (profit to be paid monthly)						
1 month	8.80%	7.10%	8.00%	7.25%	7.72%	7.25%
3 months	11.00%	8.88%	10.00%	9.25%	9.05%	8.50%
6 months	11.55%	9.32%	10.50%	9.75%	9.58%	9.00%
1 year	8.86%	7.15%	8.05%	7.30%	7.77%	7.30%
3 Years	8.97%	7.24%	8.15%	7.40%	7.88%	7.40%
5 Years	9.02%	7.28%	8.20%	7.45%	7.93%	7.45%

702

Historic Profit Rates

Deposits (PKR)	Jul-24	Aug-24	Sep-24	Oct-24	Nov-24	Dec-24
ATDC of 1 million to 9.99 million (profit to be paid monthly)						
1 month	8.91%	7.19%	8.10%	7.35%	7.82%	7.35%
3 months	12.10%	9.77%	11.00%	10.25%	10.11%	9.00%
6 months	12.65%	10.21%	11.50%	10.75%	10.64%	9.50%
1 year	8.97%	7.24%	8.15%	7.40%	7.88%	7.40%
3 Years	9.30%	7.50%	8.45%	7.70%	8.20%	7.70%
5 Years	9.85%	7.95%	8.95%	8.20%	8.73%	8.20%
ATDC of 10 million and above (profit to be paid monthly)						
1 month	9.02%	7.28%	8.20%	7.45%	7.93%	7.45%
3 months	12.38%	9.99%	11.25%	10.50%	10.38%	9.50%
6 months	12.93%	10.43%	11.75%	11.00%	10.91%	9.75%
1 year	9.30%	7.50%	8.45%	7.70%	8.20%	7.70%
3 Years	9.57%	7.72%	8.70%	7.95%	8.46%	7.95%
5 Years	10.01%	8.08%	9.10%	8.35%	8.89%	8.35%
ATDC of less than 10 million (profit to be paid at maturity)						
1 month	9.02%	7.28%	8.20%	7.45%	7.93%	7.45%
03 months	12.10%	9.77%	11.00%	10.25%	10.11%	9.00%
6 months	12.65%	10.21%	11.50%	10.75%	10.64%	9.50%
1 year	9.30%	7.50%	8.45%	7.70%	8.20%	7.70%
3 Years	9.57%	7.72%	8.70%	7.95%	8.46%	7.95%
5 Years	10.01%	8.08%	9.10%	8.35%	8.89%	8.35%
ATDC of 10 million to 49.9 million (profit to be paid at maturity)						
1 month	9.08%	7.32%	8.25%	7.50%	7.98%	7.50%
03 months	12.65%	10.21%	11.50%	10.75%	10.64%	9.75%
6 months	13.20%	10.65%	12.00%	11.25%	11.18%	10.00%
1 year	9.46%	7.63%	8.60%	7.85%	8.36%	7.85%
3 Years	9.85%	7.95%	8.95%	8.20%	8.73%	8.20%
5 Years	10.07%	8.12%	9.15%	8.40%	8.94%	8.40%
ATDC of 50 million to 99.99 million (profit to be paid at maturity)						
1 month	9.30%	7.50%	8.45%	7.70%	8.20%	7.70%
3 months	12.93%	10.43%	11.75%	11.00%	10.91%	10.00%
6 months	13.48%	10.88%	12.25%	11.50%	11.44%	10.25%
1 year	9.63%	7.77%	8.75%	8.00%	8.52%	8.00%
3 Years	10.18%	8.21%	9.25%	8.50%	9.05%	8.50%
5 Years	10.23%	8.26%	9.30%	8.55%	9.10%	8.55%
ATDC of 100 million and above (profit to be paid at maturity)						
1 month	9.46%	7.63%	8.60%	7.85%	8.36%	7.85%
3 months	13.20%	10.65%	12.00%	11.25%	11.18%	10.25%
6 months	13.75%	11.10%	12.50%	11.75%	11.71%	10.50%
1 year	9.74%	7.86%	8.85%	8.10%	8.62%	8.10%

For Asaan Saving Account, where in case of exceeding the tier amount due to profit payment, same weightage are applicable to differential amount (i.e. above PKR. 500,000) for profit payment

Profit Distribution - Special TDR Pool D


Deposits (PKR)	Jul-24	Aug-24	Sep-24	Oct-24	Nov-24	Dec-24
1 Year Special ATDC - Monthly Profit	11.00%	11.00%	11.00%	11.00%	11.00%	11.00%
1 Year Special ATDC - Profit at Maturity	11.50%	11.50%	11.50%	11.50%	11.50%	11.50%

Profit Distribution - Special TDR Pool E (Flexi)

Deposits (PKR)	Jul-24	Aug-24	Sep-24	Oct-24	Nov-24	Dec-24
PLS Term Deposit - Special 1 Year Monthly - 1,000,000.00 - 4,999,999.99	12.00%	12.00%	12.05%	11.53%	11.00%	9.00%
PLS Term Deposit - Special 1 Year Monthly - 5,000,000.00 - 9,999,999.99	13.00%	13.00%	12.56%	12.01%	11.25%	9.25%
PLS Term Deposit - Special 1 Year Monthly - 10,000,000.00 - 24,999,999.99	14.00%	14.00%	13.56%	12.97%	11.50%	9.50%
PLS Term Deposit - Special 1 Year Monthly - 25,000,000.00 - 49,999,999.99	15.00%	15.00%	14.57%	13.93%	12.00%	9.75%
PLS Term Deposit - Special 1 Year Monthly - 50,000,000.00 & Above	15.50%	15.50%	15.07%	14.41%	13.50%	10.00%
TDR 1 Years - Special at Maturity - 1,000,000.00 - 4,999,999.99	12.50%	12.50%	12.56%	12.01%	11.50%	9.50%
PLS Term Deposit - Special 1 Year Maturity - 5,000,000.00 - 9,999,999.99	13.75%	13.75%	13.31%	12.73%	11.75%	9.75%
PLS Term Deposit - Special 1 Year Maturity - 10,000,000.00 - 24,999,999.99	14.75%	14.75%	14.31%	13.69%	12.25%	10.00%
PLS Term Deposit - Special 1 Year Maturity - 25,000,000.00 - 49,999,999.99	15.50%	15.50%	15.07%	14.41%	13.00%	10.25%
PLS Term Deposit - Special 1 Year Maturity - 50,000,000.00 & Above	16.50%	16.50%	16.07%	15.37%	14.00%	10.50%

Note: Provisional Profit for the Month of October was paid on 11 Nov, 2024, subject to the settlement (if any). However, actual profit rates (finalized in profit distribution) require no further settlement after realization.


 Junaid Sami Khan
 Pool Manager


 M. Fahad Siddiqui
 Wing Head - Pool Management

Historic Profit Rates

Deposits (PKR)	Jan-24	Feb-24	Mar-24	Apr-24	May-24	Jun-24
Aitemaad Saving Account						
1 to 24,999,999	8.50%	8.50%	8.50%	8.50%	8.50%	8.25%
25,000,000 to 49,999,999	8.53%	8.53%	8.53%	8.53%	8.53%	8.28%
50,000,000 to 99,999,999	8.55%	8.55%	8.55%	8.55%	8.55%	8.30%
100,000,000 to 249,999,999	8.58%	8.58%	8.58%	8.58%	8.58%	8.33%
250,000,000 to 499,999,999	8.60%	8.60%	8.60%	8.60%	8.60%	8.35%
500,000,000 to 999,999,999	8.63%	8.63%	8.63%	8.63%	8.63%	8.38%
1,000,000,000 & Above	8.65%	8.65%	8.65%	8.65%	8.65%	8.40%
Aitemaad Asaan Saving Account						
	8.50%	8.50%	8.50%	8.50%	8.50%	8.25%
Aitemaad Mahana Bachat Account						
Type I						
1 to 99,999	10.00%	10.00%	10.00%	10.00%	10.00%	9.75%
100,000 to 999,999	11.50%	11.50%	11.50%	11.50%	11.50%	11.25%
1,000,000 to 2,499,999	12.00%	12.00%	12.00%	12.00%	12.00%	11.75%
2,500,000 to 4,999,999	14.00%	14.00%	14.00%	14.00%	14.00%	13.75%
5,000,000 to 9,999,999	15.00%	15.00%	15.00%	15.00%	15.00%	14.75%
10,000,000 to 24,999,999	15.50%	15.50%	15.50%	15.50%	15.50%	15.25%
25,000,000 to 49,999,999	16.00%	16.00%	16.00%	16.00%	16.00%	15.75%
Above 50,000,000	17.00%	17.00%	17.00%	17.00%	17.00%	16.75%
Type II						
1 to 249,999	10.00%	10.00%	10.00%	10.00%	10.00%	9.75%
250,000 to 2,499,999	13.00%	13.00%	13.00%	13.00%	13.00%	12.75%
2,500,000 to 4,999,999	15.00%	15.00%	15.00%	15.00%	15.00%	14.75%
5,000,000 to 9,999,999	16.50%	16.50%	16.50%	16.50%	16.50%	16.25%
10,000,000 to 24,999,999	16.75%	16.75%	16.75%	16.75%	16.75%	16.50%
25,000,000 to 49,999,999	17.00%	17.00%	17.00%	17.00%	17.00%	16.75%
Above 50,000,000	17.50%	17.50%	17.50%	17.50%	17.50%	17.25%
Type III						
1 to 499,999	10.00%	10.00%	10.00%	10.00%	10.00%	9.75%
500,000 to 9,999,999	16.00%	16.00%	16.00%	16.00%	16.00%	15.75%
10,000,000 to 100,000,000	16.50%	16.50%	16.50%	16.50%	16.50%	16.25%
Above 100,000,000	17.00%	17.00%	17.00%	17.00%	17.00%	16.75%
Aitemaad Income Support Account						
1 to 24,999	9.00%	9.00%	9.00%	9.00%	9.00%	8.75%
25,000 to 499,999	11.00%	11.00%	11.00%	11.00%	11.00%	10.75%
500,000 to 2,499,999	15.00%	15.00%	15.00%	15.00%	15.00%	14.75%
2,500,000 to 9,999,999	15.50%	15.50%	15.50%	15.50%	15.50%	15.25%
10,000,000 to 49,999,999	16.50%	16.50%	16.50%	16.50%	16.50%	16.25%
Above 50,000,000	14.00%	14.00%	14.00%	14.00%	14.00%	13.75%
Aitemaad Amirah Account						
1 to 999,999	14.00%	14.00%	14.00%	14.00%	14.00%	13.75%
1,000,000 to 4,999,999	15.00%	15.00%	15.00%	15.00%	15.00%	14.75%
5,000,000 to 9,999,999	16.50%	16.50%	16.50%	16.50%	16.50%	16.25%
Above 10,000,000	17.50%	17.50%	17.50%	17.50%	17.50%	17.25%
Aitemaad Seniors Account						
1 to 999,999	14.00%	14.00%	14.00%	14.00%	14.00%	13.75%
1,000,000 to 4,999,999	14.50%	14.50%	14.50%	14.50%	14.50%	14.25%
5,000,000 to 9,999,999	15.50%	15.50%	15.50%	15.50%	15.50%	15.25%
Above 10,000,000	17.00%	17.00%	17.00%	17.00%	17.00%	16.75%
Aitemaad Institutional Deposit Account - IFIs						
1 to 9,999,999	8.50%	8.50%	8.50%	8.50%	8.50%	8.25%
10,000,000 to 199,999,999	8.60%	8.60%	8.60%	8.60%	8.60%	8.35%
200,000,000 to 499,999,999	8.75%	8.75%	8.75%	8.75%	8.75%	8.50%
500,000,000 to 999,999,999	9.00%	9.00%	9.00%	9.00%	9.00%	8.75%
1,000,000,000 and above	9.10%	9.10%	9.10%	9.10%	9.10%	8.85%
Aitemaad Institutional Deposit Account - NBFIs						
1 to 9,999,999	8.50%	8.50%	8.50%	8.50%	8.50%	8.25%
10,000,000 to 299,999,999	9.00%	9.00%	9.00%	9.00%	9.00%	8.75%
300,000,000 to 599,999,999	9.25%	9.25%	9.25%	9.25%	9.25%	9.00%
600,000,000 to 999,999,999	9.75%	9.75%	9.75%	9.75%	9.75%	9.50%
1 billion to 1.99 billion	10.10%	10.10%	10.10%	10.10%	10.10%	9.85%
2 billion and above	8.50%	8.50%	8.50%	8.50%	8.50%	8.25%
Aitemaad Merchant Account						
	0.05%	0.05%	0.05%	0.05%	0.05%	0.05%
Aitemaad Foree Remittance Saving Account						
1 to 999,999	11.00%	11.00%	11.00%	11.00%	11.00%	10.75%
1,000,000 to 4,999,999	15.00%	15.00%	15.00%	15.00%	15.00%	14.75%
5,000,000 to 9,999,999	15.50%	15.50%	15.50%	15.50%	15.50%	15.25%
Above 10,000,000	16.50%	16.50%	16.50%	16.50%	16.50%	16.25%
ATDC of less than 1 million (profit to be paid monthly)						
1 month	8.25%	8.25%	8.25%	8.25%	8.25%	8.00%
3 months	10.25%	10.25%	10.25%	10.25%	10.25%	10.00%
6 months	10.75%	10.75%	10.75%	10.75%	10.75%	10.50%
1 year	8.30%	8.30%	8.30%	8.30%	8.30%	8.05%
3 Years	8.40%	8.40%	8.40%	8.40%	8.40%	8.15%
5 Years	8.45%	8.45%	8.45%	8.45%	8.45%	8.20%




Historic Profit Rates

Deposits (PKR)	Jan-24	Feb-24	Mar-24	Apr-24	May-24	Jun-24
ATDC of 1 million to 9.99 million (profit to be paid monthly)						
1 month	8.35%	8.35%	8.35%	8.35%	8.35%	8.10%
3 months	11.25%	11.25%	11.25%	11.25%	11.25%	11.00%
6 months	11.75%	11.75%	11.75%	11.75%	11.75%	11.50%
1 year	8.40%	8.40%	8.40%	8.40%	8.40%	8.15%
3 Years	8.70%	8.70%	8.70%	8.70%	8.70%	8.45%
5 Years	9.20%	9.20%	9.20%	9.20%	9.20%	8.95%
ATDC of 10 million and above (profit to be paid monthly)						
1 month	8.45%	8.45%	8.45%	8.45%	8.45%	8.20%
3 months	11.50%	11.50%	11.50%	11.50%	11.50%	11.25%
6 months	12.00%	12.00%	12.00%	12.00%	12.00%	11.75%
1 year	8.70%	8.70%	8.70%	8.70%	8.70%	8.45%
3 Years	8.95%	8.95%	8.95%	8.95%	8.95%	8.70%
5 Years	9.35%	9.35%	9.35%	9.35%	9.35%	9.10%
ATDC of less than 10 million (profit to be paid at maturity)						
1 month	8.45%	8.45%	8.45%	8.45%	8.45%	8.20%
03 months	11.25%	11.25%	11.25%	11.25%	11.25%	11.00%
6 months	11.75%	11.75%	11.75%	11.75%	11.75%	11.50%
1 year	8.70%	8.70%	8.70%	8.70%	8.70%	8.45%
3 Years	8.95%	8.95%	8.95%	8.95%	8.95%	8.70%
5 Years	9.35%	9.35%	9.35%	9.35%	9.35%	9.10%
ATDC of 10 million to 49.9 million (profit to be paid at maturity)						
1 month	8.50%	8.50%	8.50%	8.50%	8.50%	8.25%
03 months	11.75%	11.75%	11.75%	11.75%	11.75%	11.50%
6 months	12.25%	12.25%	12.25%	12.25%	12.25%	12.00%
1 year	8.85%	8.85%	8.85%	8.85%	8.85%	8.60%
3 Years	9.20%	9.20%	9.20%	9.20%	9.20%	8.95%
5 Years	9.40%	9.40%	9.40%	9.40%	9.40%	9.15%
ATDC of 50 million to 99.99 million (profit to be paid at maturity)						
1 month	8.70%	8.70%	8.70%	8.70%	8.70%	8.45%
3 months	12.00%	12.00%	12.00%	12.00%	12.00%	11.75%
6 months	12.50%	12.50%	12.50%	12.50%	12.50%	12.25%
1 year	9.00%	9.00%	9.00%	9.00%	9.00%	8.75%
3 Years	9.50%	9.50%	9.50%	9.50%	9.50%	9.25%
5 Years	9.55%	9.55%	9.55%	9.55%	9.55%	9.30%
ATDC of 100 million and above (profit to be paid at maturity)						
1 month	8.85%	8.85%	8.85%	8.85%	8.85%	8.60%
3 months	12.25%	12.25%	12.25%	12.25%	12.25%	12.00%
6 months	12.75%	12.75%	12.75%	12.75%	12.75%	12.50%
1 year	9.10%	9.10%	9.10%	9.10%	9.10%	8.85%

For Asaan Saving Account, where in case of exceeding the tier amount due to profit payment, same weightage are applicable to differential amount (i.e. above PKR. 500,000) for profit payment

Profit Distribution - Special TDR Pool D


Deposits (PKR)	Jan-24	Feb-24	Mar-24	Apr-24	May-24	Jun-24
1 Year Special ATDC - Monthly Profit	11.00%	11.00%	11.00%	11.00%	11.00%	11.00%
1 Year Special ATDC - Profit at Maturity	11.50%	11.50%	11.50%	11.50%	11.50%	11.50%

Profit Distribution - Special TDR Pool E (Flexi)

Deposits (PKR)	Jan-24	Feb-24	Mar-24	Apr-24	May-24	Jun-24
PLS Term Deposit - Special 1 Year Monthly - 1,000,000.00 - 4,999,999.99	13.10%	13.00%	13.00%	13.00%	13.00%	13.00%
PLS Term Deposit - Special 1 Year Monthly - 5,000,000.00 - 9,999,999.99	14.10%	14.00%	14.00%	14.00%	14.00%	14.00%
PLS Term Deposit - Special 1 Year Monthly - 10,000,000.00 - 24,999,999.99	15.11%	15.00%	15.00%	15.00%	15.00%	15.00%
PLS Term Deposit - Special 1 Year Monthly - 25,000,000.00 - 49,999,999.99	16.12%	16.00%	16.00%	16.00%	16.00%	16.00%
PLS Term Deposit - Special 1 Year Monthly - 50,000,000.00 & Above	16.62%	16.50%	16.50%	16.50%	16.50%	16.50%
TDR 1 Years - Special at Maturity - 1,000,000.00 - 4,999,999.99	13.60%	13.50%	13.50%	13.50%	13.50%	13.50%
PLS Term Deposit - Special 1 Year Maturity - 5,000,000.00 - 9,999,999.99	14.86%	14.75%	14.75%	14.75%	14.75%	14.75%
PLS Term Deposit - Special 1 Year Maturity - 10,000,000.00 - 24,999,999.99	15.87%	15.75%	15.75%	15.75%	15.75%	15.75%
PLS Term Deposit - Special 1 Year Maturity - 25,000,000.00 - 49,999,999.99	16.62%	16.50%	16.50%	16.50%	16.50%	16.50%
PLS Term Deposit - Special 1 Year Maturity - 50,000,000.00 & Above	17.63%	17.50%	17.50%	17.50%	17.50%	17.50%

Note: Provisional Profit for the Month of April was paid on 08 May, 2024, subject to the settlement (if any). However, actual profit rates (finalized in profit distribution) require no further settlement after realization.


 Junaid Sami Khan
 Pool Manager


 M. Fahad Siddiqui
 Wing Head - Pool Management

Historic Profit Rates

Deposits (PKR)	Jul-23	Aug-23	Sep-23	Oct-23	Nov-23	Dec-23
Aitemaad Saving Account						
1 to 24,999,999	7.50%	7.50%	8.50%	8.50%	8.50%	8.50%
25,000,000 to 49,999,999	7.53%	7.53%	8.53%	8.53%	8.53%	8.53%
50,000,000 to 99,999,999	7.55%	7.55%	8.55%	8.55%	8.55%	8.55%
100,000,000 to 249,999,999	7.58%	7.58%	8.58%	8.58%	8.58%	8.58%
250,000,000 to 499,999,999	7.60%	7.60%	8.60%	8.60%	8.60%	8.60%
500,000,000 to 999,999,999	7.63%	7.63%	8.63%	8.63%	8.63%	8.63%
1,000,000,000 & Above	7.65%	7.65%	8.65%	8.65%	8.65%	8.65%
Aitemaad Asaan Saving Account						
	7.50%	7.50%	8.50%	8.50%	8.50%	8.50%
Aitemaad Mahana Bachat Account						
Type I						
1 to 99,999	7.50%	7.50%	8.50%	8.50%	10.00%	10.00%
100,000 to 999,999	8.25%	8.25%	9.00%	9.00%	12.00%	12.00%
1,000,000 to 2,499,999	9.25%	9.25%	12.50%	12.50%	13.00%	13.00%
2,500,000 to 4,999,999	9.75%	9.75%	15.00%	15.00%	15.00%	15.00%
5,000,000 to 9,999,999	10.25%	10.25%	15.50%	15.50%	16.00%	16.00%
10,000,000 to 24,999,999	10.50%	10.50%	16.50%	16.50%	16.50%	16.50%
25,000,000 to 49,999,999	10.75%	10.75%	17.00%	17.00%	17.00%	17.00%
Above 50,000,000	11.00%	11.00%	18.00%	18.00%	18.00%	18.00%
Type II						
1 to 249,999	7.50%	7.50%	8.50%	8.50%	10.00%	10.00%
250,000 to 2,499,999	9.75%	9.75%	12.50%	12.50%	14.00%	14.00%
2,500,000 to 4,999,999	10.00%	10.00%	15.00%	15.00%	16.00%	16.00%
5,000,000 to 9,999,999	10.25%	10.25%	15.50%	15.50%	17.50%	17.50%
10,000,000 to 24,999,999	10.50%	10.50%	16.50%	16.50%	17.75%	17.75%
25,000,000 to 49,999,999	10.75%	10.75%	17.00%	17.00%	18.00%	18.00%
Above 50,000,000	11.00%	11.00%	18.00%	18.00%	18.50%	18.50%
Type III						
1 to 499,999	7.50%	7.50%	8.50%	8.50%	10.00%	10.00%
500,000 to 9,999,999	8.50%	8.50%	16.50%	16.50%	17.00%	17.00%
10,000,000 to 100,000,000	9.25%	9.25%	17.00%	17.00%	17.50%	17.50%
Above 100,000,000	9.50%	9.50%	18.00%	18.00%	18.00%	18.00%
Aitemaad Income Support Account						
1 to 24,999	8.25%	8.25%	9.00%	9.00%	9.00%	9.00%
25,000 to 499,999	9.75%	9.75%	10.50%	10.50%	11.00%	11.00%
500,000 to 999,999	10.25%	10.25%	11.00%	11.00%	-	-
500,000 to 2,499,999					15.00%	15.00%
1,000,000 to 9,999,999	11.25%	11.25%	12.00%	12.00%	-	-
2,500,000 to 9,999,999					16.00%	16.00%
10,000,000 to 49,999,999	11.75%	11.75%	12.50%	12.50%	17.50%	17.50%
Above 50,000,000	9.25%	9.25%	10.00%	10.00%	15.00%	15.00%
Aitemaad Amirah Account						
1 to 999,999	9.25%	9.25%	10.00%	10.00%	14.00%	14.00%
1,000,000 to 4,999,999	10.50%	10.50%	11.25%	11.25%	16.00%	16.00%
5,000,000 to 9,999,999	11.00%	11.00%	11.75%	11.75%	17.50%	17.50%
Above 10,000,000	11.75%	11.75%	12.50%	12.50%	18.50%	18.50%
Aitemaad Seniors Account						
1 to 999,999					14.00%	14.00%
1,000,000 to 4,999,999					15.50%	15.50%
5,000,000 to 9,999,999	13.25%	13.25%	14.00%	14.00%	16.50%	16.50%
Above 10,000,000					18.00%	18.00%
Aitemaad Institutional Deposit Account - IFIs						
1 to 9,999,999	7.50%	7.50%	8.50%	8.50%	8.50%	8.50%
10,000,000 to 199,999,999	7.60%	7.60%	8.60%	8.60%	8.60%	8.60%
200,000,000 to 499,999,999	7.75%	7.75%	8.75%	8.75%	8.75%	8.75%
500,000,000 to 999,999,999	8.00%	8.00%	9.00%	9.00%	9.00%	9.00%
1,000,000,000 and above	8.10%	8.10%	9.10%	9.10%	9.10%	9.10%
Aitemaad Institutional Deposit Account - NBFIs						
1 to 9,999,999	7.50%	7.50%	8.50%	8.50%	8.50%	8.50%
10,000,000 to 299,999,999	8.00%	8.00%	9.00%	9.00%	9.00%	9.00%
300,000,000 to 599,999,999	8.25%	8.25%	9.25%	9.25%	9.25%	9.25%
600,000,000 to 999,999,999	8.75%	8.75%	9.75%	9.75%	9.75%	9.75%
1 billion to 1.99 billion	9.10%	9.10%	10.10%	10.10%	10.10%	10.10%
2 billion and above	7.50%	7.50%	8.50%	8.50%	8.50%	8.50%
Aitemaad Merchant Account						
	0.05%	0.05%	0.05%	0.05%	0.05%	0.05%
Aitemaad Foree Remittance Saving Account						
1 to 999,999					11.00%	11.00%
1,000,000 to 4,999,999	10.00%	10.00%	10.75%	10.75%	16.00%	16.00%
5,000,000 to 9,999,999					16.50%	16.50%
Above 10,000,000					17.50%	17.50%
ATDC of less than 1 million (profit to be paid monthly)						
1 month	7.50%	7.50%	8.25%	8.25%	8.25%	8.25%
3 months	9.50%	9.50%	10.25%	10.25%	10.25%	10.25%
6 months	10.00%	10.00%	10.75%	10.75%	10.75%	10.75%
1 year	7.55%	7.55%	8.30%	8.30%	8.30%	8.30%
3 Years	7.65%	7.65%	8.40%	8.40%	8.40%	8.40%
5 Years	7.70%	7.70%	8.45%	8.45%	8.45%	8.45%

79. M

Historic Profit Rates

Deposits (PKR)	Jul-23	Aug-23	Sep-23	Oct-23	Nov-23	Dec-23
ATDC of 1 million to 9.99 million (profit to be paid monthly)						
1 month	7.60%	7.60%	8.35%	8.35%	8.35%	8.35%
3 months	10.50%	10.50%	11.25%	11.25%	11.25%	11.25%
6 months	11.00%	11.00%	11.75%	11.75%	11.75%	11.75%
1 year	7.65%	7.65%	8.40%	8.40%	8.40%	8.40%
3 Years	7.95%	7.95%	8.70%	8.70%	8.70%	8.70%
5 Years	8.45%	8.45%	9.20%	9.20%	9.20%	9.20%
ATDC of 10 million and above (profit to be paid monthly)						
1 month	7.70%	7.70%	8.45%	8.45%	8.45%	8.45%
3 months	10.75%	10.75%	11.50%	11.50%	11.50%	11.50%
6 months	11.25%	11.25%	12.00%	12.00%	12.00%	12.00%
1 year	7.95%	7.95%	8.70%	8.70%	8.70%	8.70%
3 Years	8.20%	8.20%	8.95%	8.95%	8.95%	8.95%
5 Years	8.60%	8.60%	9.35%	9.35%	9.35%	9.35%
ATDC of less than 10 million (profit to be paid at maturity)						
1 month	7.70%	7.70%	8.45%	8.45%	8.45%	8.45%
03 months	10.50%	10.50%	11.25%	11.25%	11.25%	11.25%
6 months	11.00%	11.00%	11.75%	11.75%	11.75%	11.75%
1 year	7.95%	7.95%	8.70%	8.70%	8.70%	8.70%
3 Years	8.20%	8.20%	8.95%	8.95%	8.95%	8.95%
5 Years	8.60%	8.60%	9.35%	9.35%	9.35%	9.35%
ATDC of 10 million to 49.9 million (profit to be paid at maturity)						
1 month	7.75%	7.75%	8.50%	8.50%	8.50%	8.50%
03 months	11.00%	11.00%	11.75%	11.75%	11.75%	11.75%
6 months	11.50%	11.50%	12.25%	12.25%	12.25%	12.25%
1 year	8.10%	8.10%	8.85%	8.85%	8.85%	8.85%
3 Years	8.45%	8.45%	9.20%	9.20%	9.20%	9.20%
5 Years	8.65%	8.65%	9.40%	9.40%	9.40%	9.40%
ATDC of 50 million to 99.99 million (profit to be paid at maturity)						
1 month	7.95%	7.95%	8.70%	8.70%	8.70%	8.70%
3 months	11.25%	11.25%	12.00%	12.00%	12.00%	12.00%
6 months	11.75%	11.75%	12.50%	12.50%	12.50%	12.50%
1 year	8.25%	8.25%	9.00%	9.00%	9.00%	9.00%
3 Years	8.75%	8.75%	9.50%	9.50%	9.50%	9.50%
5 Years	8.70%	8.70%	9.55%	9.55%	9.55%	9.55%
ATDC of 100 million and above (profit to be paid at maturity)						
1 month	8.10%	8.10%	8.85%	8.85%	8.85%	8.85%
3 months	11.50%	11.50%	12.25%	12.25%	12.25%	12.25%
6 months	12.00%	12.00%	12.75%	12.75%	12.75%	12.75%
1 year	8.35%	8.35%	9.10%	9.10%	9.10%	9.10%


For Asaan Saving Account, where in case of exceeding the tier amount due to profit payment, same weightage are applicable to differential amount (i.e. above PKR. 500,000) for profit payment

Profit Distribution - Special TDR Pool D

Deposits (PKR)	Jul-23	Aug-23	Sep-23	Oct-23	Nov-23	Dec-23
1 Year Special ATDC - Monthly Profit	11.00%	11.00%	11.00%	11.00%	11.00%	11.00%
1 Year Special ATDC - Profit at Maturity	11.50%	11.50%	11.50%	11.50%	11.50%	11.50%

Profit Distribution - Special TDR Pool E (Flexi)

Deposits (PKR)	Jul-23	Aug-23	Sep-23	Oct-23	Nov-23	Dec-23
PLS Term Deposit - Special 1 Year Monthly - 1,000,000.00 - 4,999,999.99	14.00%	14.00%	14.00%	14.00%	14.00%	14.00%
PLS Term Deposit - Special 1 Year Monthly - 5,000,000.00 - 9,999,999.99	15.00%	15.00%	15.00%	15.00%	15.00%	15.00%
PLS Term Deposit - Special 1 Year Monthly - 10,000,000.00 - 24,999,999.99	16.00%	16.00%	16.00%	16.00%	16.00%	16.00%
PLS Term Deposit - Special 1 Year Monthly - 25,000,000.00 - 49,999,999.99	17.00%	17.00%	17.00%	17.00%	17.00%	17.00%
PLS Term Deposit - Special 1 Year Monthly - 50,000,000.00 & Above	17.50%	17.50%	17.50%	17.50%	17.50%	17.50%
TDR 1 Years - Special at Maturity - 1,000,000.00 - 4,999,999.99	14.50%	14.50%	14.50%	14.50%	14.50%	14.50%
PLS Term Deposit - Special 1 Year Maturity - 5,000,000.00 - 9,999,999.99	15.75%	15.75%	15.75%	15.75%	15.75%	15.75%
PLS Term Deposit - Special 1 Year Maturity - 10,000,000.00 - 24,999,999.99	16.75%	16.75%	16.75%	16.75%	16.75%	16.75%
PLS Term Deposit - Special 1 Year Maturity - 25,000,000.00 - 49,999,999.99	17.50%	17.50%	17.50%	17.50%	17.50%	17.50%
PLS Term Deposit - Special 1 Year Maturity - 50,000,000.00 & Above	18.50%	18.50%	18.50%	18.50%	18.50%	18.50%



M. Fahad Siddiqui
Wing Head - Pool Management



Adiel Ahmed Shah
DH - Product, IBW & Pool Management

Historic Profit Rates

Deposits (PKR)	Jan-23	Feb-23	Mar-23	Apr-23	May-23	Jun-23
Aitemaad Saving Account						
1 to 24,999,999	5.50%	6.00%	6.00%	7.00%	7.00%	7.00%
25,000,000 to 49,999,999	5.53%	6.03%	6.03%	7.03%	7.03%	7.03%
50,000,000 to 99,999,999	5.55%	6.05%	6.05%	7.05%	7.05%	7.05%
100,000,000 to 249,999,999	5.58%	6.08%	6.08%	7.08%	7.08%	7.08%
250,000,000 to 499,999,999	5.60%	6.10%	6.10%	7.10%	7.10%	7.10%
500,000,000 to 999,999,999	5.63%	6.13%	6.13%	7.13%	7.13%	7.13%
1,000,000,000 & Above	5.65%	6.15%	6.15%	7.15%	7.15%	7.15%
Aitemaad Asaan Saving Account						
	5.50%	6.00%	6.00%	7.00%	7.00%	7.00%
Aitemaad Mahana Bachat Account						
Type I						
1 to 99,999	5.75%	6.00%	6.00%	7.00%	7.00%	7.00%
100,000 to 999,999	6.75%	6.75%	6.75%	7.75%	7.75%	7.75%
1,000,000 to 2,499,999	7.75%	7.75%	7.75%	8.75%	8.75%	8.75%
2,500,000 to 4,999,999	8.25%	8.25%	8.25%	9.25%	9.25%	9.25%
5,000,000 to 9,999,999	8.75%	8.75%	8.75%	9.75%	9.75%	9.75%
10,000,000 to 24,999,999	9.00%	9.00%	9.00%	10.00%	10.00%	10.00%
25,000,000 to 49,999,999	9.25%	9.25%	9.25%	10.25%	10.25%	10.25%
Above 50,000,000	9.50%	9.50%	9.50%	10.50%	10.50%	10.50%
Type II						
1 to 249,999	5.75%	6.00%	6.00%	7.00%	7.00%	7.00%
250,000 to 2,499,999	8.25%	8.25%	8.25%	9.25%	9.25%	9.25%
2,500,000 to 4,999,999	8.50%	8.50%	8.50%	9.50%	9.50%	9.50%
5,000,000 to 9,999,999	8.75%	8.75%	8.75%	9.75%	9.75%	9.75%
10,000,000 to 24,999,999	9.00%	9.00%	9.00%	10.00%	10.00%	10.00%
25,000,000 to 49,999,999	9.25%	9.25%	9.25%	10.25%	10.25%	10.25%
Above 50,000,000	9.50%	9.50%	9.50%	10.50%	10.50%	10.50%
Type III						
1 to 499,999	5.75%	6.00%	6.00%	7.00%	7.00%	7.00%
500,000 to 9,999,999	7.00%	7.00%	7.00%	8.00%	8.00%	8.00%
10,000,000 to 100,000,000	7.75%	7.75%	7.75%	8.75%	8.75%	8.75%
Above 100,000,000	8.00%	8.00%	8.00%	9.00%	9.00%	9.00%
Aitemaad Income Support Account						
1 to 24,999	6.75%	6.75%	6.75%	7.75%	7.75%	7.75%
25,000 to 499,999	8.25%	8.25%	8.25%	9.25%	9.25%	9.25%
500,000 to 999,999	8.75%	8.75%	8.75%	9.75%	9.75%	9.75%
1,000,000 to 9,999,999	9.75%	9.75%	9.75%	10.75%	10.75%	10.75%
10,000,000 to 49,999,999	10.25%	10.25%	10.25%	11.25%	11.25%	11.25%
Above 50,000,000	7.75%	7.75%	7.75%	8.75%	8.75%	8.75%
Aitemaad Amirah Account						
1 to 999,999	7.75%	7.75%	7.75%	8.75%	8.75%	8.75%
1,000,000 to 4,999,999	9.00%	9.00%	9.00%	10.00%	10.00%	10.00%
5,000,000 to 9,999,999	9.50%	9.50%	9.50%	10.50%	10.50%	10.50%
Above 10,000,000	10.25%	10.25%	10.25%	11.25%	11.25%	11.25%
Aitemaad Seniors Account						
	10.25%	11.75%	11.75%	12.75%	12.75%	12.75%
Aitemaad Institutional Deposit Account - IFIs						
1 to 9,999,999	6.25%	6.25%	6.25%	7.00%	7.00%	7.00%
10,000,000 to 199,999,999	6.35%	6.35%	6.35%	7.10%	7.10%	7.10%
200,000,000 to 499,999,999	6.50%	6.50%	6.50%	7.25%	7.25%	7.25%
500,000,000 to 999,999,999	6.75%	6.75%	6.75%	7.50%	7.50%	7.50%
1,000,000,000 and above	6.85%	6.85%	6.85%	7.60%	7.60%	7.60%
Aitemaad Institutional Deposit Account - NBFIs						
1 to 9,999,999	6.25%	6.25%	6.25%	7.00%	7.00%	7.00%
10,000,000 to 299,999,999	6.75%	6.75%	6.75%	7.50%	7.50%	7.50%
300,000,000 to 599,999,999	7.00%	7.00%	7.00%	7.75%	7.75%	7.75%
600,000,000 to 999,999,999	7.50%	7.50%	7.50%	8.25%	8.25%	8.25%
1 billion to 1.99 billion	7.85%	7.85%	7.85%	8.60%	8.60%	8.60%
2 billion and above	6.25%	6.25%	6.25%	7.00%	7.00%	7.00%
Aitemaad Merchant Account						
	0.05%	0.05%	0.05%	0.05%	0.05%	0.05%
Aitemaad Foree Remittance Saving Account						
	9.00%	9.00%	9.00%	9.50%	9.50%	9.50%
ATDC of less than 1 million (profit to be paid monthly)						
1 month	5.50%	6.00%	6.00%	7.00%	7.00%	7.00%
3 months	9.00%	9.00%	9.00%	9.00%	9.00%	9.00%
6 months	9.50%	9.50%	9.50%	9.50%	9.50%	9.50%
1 year	5.45%	6.05%	6.05%	7.05%	7.05%	7.05%
3 Years	5.95%	6.15%	6.15%	7.15%	7.15%	7.15%
5 Years	6.20%	6.20%	6.20%	7.20%	7.20%	7.20%

e 7a.

Historic Profit Rates

Deposits (PKR)	Jan-23	Feb-23	Mar-23	Apr-23	May-23	Jun-23
ATDC of 1 million to 9.99 million (profit to be paid monthly)						
1 month	5.70%	6.10%	6.10%	7.10%	7.10%	7.10%
3 months	10.00%	10.00%	10.00%	10.00%	10.00%	10.00%
6 months	10.50%	10.50%	10.50%	10.50%	10.50%	10.50%
1 year	5.95%	6.15%	6.15%	7.15%	7.15%	7.15%
3 Years	6.45%	6.45%	6.45%	7.45%	7.45%	7.45%
5 Years	6.95%	6.95%	6.95%	7.95%	7.95%	7.95%
ATDC of 10 million and above (profit to be paid monthly)						
1 month	5.95%	6.20%	6.20%	7.20%	7.20%	7.20%
3 months	10.25%	10.25%	10.25%	10.25%	10.25%	10.25%
6 months	10.75%	10.75%	10.75%	10.75%	10.75%	10.75%
1 year	6.20%	6.45%	6.45%	7.45%	7.45%	7.45%
3 Years	6.70%	6.70%	6.70%	7.70%	7.70%	7.70%
5 Years	7.10%	7.10%	7.10%	8.10%	8.10%	8.10%
ATDC of less than 10 million (profit to be paid at maturity)						
1 month	5.70%	6.20%	6.20%	7.20%	7.20%	7.20%
03 months	9.50%	10.00%	10.00%	10.00%	10.00%	10.00%
6 months	10.00%	10.50%	10.50%	10.50%	10.50%	10.50%
1 year	6.20%	6.45%	6.45%	7.45%	7.45%	7.45%
3 Years	6.70%	6.70%	6.70%	7.70%	7.70%	7.70%
5 Years	7.10%	7.10%	7.10%	8.10%	8.10%	8.10%
ATDC of 10 million to 49.9 million (profit to be paid at maturity)						
1 month	5.95%	6.25%	6.25%	7.25%	7.25%	7.25%
03 months	10.50%	10.50%	10.50%	10.50%	10.50%	10.50%
6 months	11.00%	11.00%	11.00%	11.00%	11.00%	11.00%
1 year	6.45%	6.60%	6.60%	7.60%	7.60%	7.60%
3 Years	6.95%	6.95%	6.95%	7.95%	7.95%	7.95%
5 Years	7.15%	7.15%	7.15%	8.15%	8.15%	8.15%
ATDC of 50 million to 99.99 million (profit to be paid at maturity)						
1 month	6.45%	6.45%	6.45%	7.45%	7.45%	7.45%
3 months	10.75%	10.75%	10.75%	10.75%	10.75%	10.75%
6 months	11.25%	11.25%	11.25%	11.25%	11.25%	11.25%
1 year	6.75%	6.75%	6.75%	7.75%	7.75%	7.75%
3 Years	7.25%	7.25%	7.25%	8.25%	8.25%	8.25%
5 Years	7.20%	7.20%	7.20%	8.20%	8.20%	8.20%
ATDC of 100 million and above (profit to be paid at maturity)						
1 month	6.60%	6.60%	6.60%	7.60%	7.60%	7.60%
3 months	11.00%	11.00%	11.00%	11.00%	11.00%	11.00%
6 months	11.50%	11.50%	11.50%	11.50%	11.50%	11.50%
1 year	6.70%	6.85%	6.85%	7.85%	7.85%	7.85%

For Asaan Saving Account, where in case of exceeding the tier amount due to profit payment, same weightage are applicable to differential amount (i.e. above PKR. 500,000) for profit payment

Profit Distribution - Special TDR Pool C

Deposits (PKR)	Jan-23	Feb-23	Mar-23	Apr-23	May-23	Jun-23
1 Year Special ATDC - Monthly Profit	9.00%	9.00%	9.00%	9.00%	9.00%	-
1 Year Special ATDC - Profit at Maturity	9.25%	9.25%	9.25%	9.25%	9.25%	-


Profit Distribution - Special TDR Pool D

Deposits (PKR)	Jan-23	Feb-23	Mar-23	Apr-23	May-23	Jun-23
1 Year Special ATDC - Monthly Profit	11.00%	11.00%	11.00%	11.00%	11.00%	11.00%
1 Year Special ATDC - Profit at Maturity	11.50%	11.50%	11.50%	11.50%	11.50%	11.50%

Profit Distribution - Special TDR Pool E (Flexi)

Deposits (PKR)	Jan-23	Feb-23	Mar-23	Apr-23	May-23	Jun-23
PLS Term Deposit - Special 1 Year Monthly - 1,000,000.00 - 4,999,999.99	-	-	-	14.00%	14.00%	14.00%
PLS Term Deposit - Special 1 Year Monthly - 5,000,000.00 - 9,999,999.99	-	-	-		15.00%	15.00%
PLS Term Deposit - Special 1 Year Monthly - 10,000,000.00 - 24,999,999.99	-	-	-		16.00%	16.00%
PLS Term Deposit - Special 1 Year Monthly - 25,000,000.00 - 49,999,999.99	-	-	-		17.00%	17.00%
PLS Term Deposit - Special 1 Year Monthly - 50,000,000.00 & Above	-	-	-		17.50%	17.50%
TDR 1 Years - Special at Maturity - 1,000,000.00 - 4,999,999.99	-	-	-	14.50%	14.50%	14.50%
PLS Term Deposit - Special 1 Year Monthly - 5,000,000.00 - 9,999,999.99	-	-	-		15.75%	15.75%
PLS Term Deposit - Special 1 Year Monthly - 10,000,000.00 - 24,999,999.99	-	-	-		16.75%	16.75%
PLS Term Deposit - Special 1 Year Monthly - 25,000,000.00 - 49,999,999.99	-	-	-		17.50%	17.50%
PLS Term Deposit - Special 1 Year Monthly - 50,000,000.00 & Above	-	-	-		18.50%	18.50%


M. Owais Khan
Pool Manager


M. Fahad Siddiqui
Wing Head - Pool Management

Deposits in (Pak Rupees)	Jan-25	Feb-25	Mar-25	Apr-25
Aitemaad Saving Account				
1 to 24,999,999	163,868,821	167,198,092	180,375,472	138,598,661
25,000,000 to 49,999,999	9,988,447	9,976,065	10,570,994	8,691,695
50,000,000 to 99,999,999	9,123,713	8,577,840	8,614,555	6,785,667
100,000,000 to 249,999,999	11,684,350	9,210,306	5,444,952	7,092,380
250,000,000 to 499,999,999	5,779,229	7,418,250	7,112,020	2,506,223
500,000,000 to 999,999,999	18,502,895	15,438,895	13,066,286	12,462,592
1,000,000,000 & Above	235,967,259	183,812,113	207,069,891	12,319,909
Aitemaad Asaan Saving Account	868,631	884,535	927,733	747,216
Aitemaad Mahana Bachat Account				
Type I				
1 to 99,999	281,312	307,016	361,754	254,110
100,000 to 999,999	4,098,558	4,132,106	4,308,810	3,425,304
1,000,000 to 2,499,999	7,313,243	7,193,823	7,383,092	5,926,342
2,500,000 to 4,999,999	9,971,207	9,636,818	10,186,208	8,089,758
5,000,000 to 9,999,999	11,881,452	12,002,537	13,212,600	10,577,448
10,000,000 to 24,999,999	11,740,563	11,812,546	12,422,184	9,760,670
25,000,000 to 49,999,999	6,141,664	6,480,461	7,041,532	5,691,748
Above 50,000,000	6,619,484	6,357,202	6,906,842	5,117,096
Type II				
1 to 249,999	8,901	9,169	11,342	8,305
250,000 to 2,499,999	52,094	46,793	34,570	26,588
2,500,000 to 4,999,999	57,639	104,865	97,970	40,318
5,000,000 to 9,999,999	24,038	18,292	44,391	42,812
10,000,000 to 24,999,999	10,718	76,050	2,489	0
25,000,000 to 49,999,999	21,727	0	0	76,950
Above 50,000,000	213,622	0	184,341	220,014
Type III				
1 to 499,999	52,670	61,262	68,253	48,482
500,000 to 9,999,999	934,142	987,144	1,008,465	836,112
10,000,000 to 100,000,000	11,581,158	13,107,419	12,229,628	9,147,682
Above 100,000,000	41,411,309	41,586,065	39,656,651	29,666,121
Aitemaad Income Support Account				
1 to 24,999	55,868	60,251	67,625	50,596
25,000 to 499,999	1,343,656	1,334,012	1,435,456	1,111,100
500,000 to 2,499,999	7,540,034	7,716,378	8,196,731	6,380,046
2,500,000 to 9,999,999	14,873,635	14,958,260	16,042,505	12,934,933
10,000,000 to 49,999,999	10,164,580	10,201,850	11,196,550	8,786,878
Above 50,000,000	4,189,837	5,118,720	5,713,328	4,206,045
Aitemaad Amirah Account				
1 to 999,999	2,541,922	2,701,557	2,915,255	2,354,206
1,000,000 to 4,999,999	7,614,443	7,724,612	8,405,741	6,988,765
5,000,000 to 9,999,999	4,941,320	4,890,775	5,326,235	4,101,113
Above 10,000,000	8,154,686	9,088,450	9,936,044	7,643,548
Aitemaad Seniors Account				
1 to 999,999	2,841,203	2,907,070	3,092,816	2,315,000
1,000,000 to 4,999,999	10,472,010	10,872,853	11,376,238	8,843,472
5,000,000 to 9,999,999	9,245,122	9,182,933	9,887,691	7,736,468
10,000,000 to 19,999,999	7,099,019	7,551,353	8,176,809	7,036,250
Above 20,000,000	13,157,112	14,829,027	16,513,719	12,581,890
Aitemaad Institutional Deposit Account - IFIs				
1 to 9,999,999	239,713	127,458	89,322	116,031
10,000,000 to 199,999,999	711,343	1,770,982	921,105	996,693
200,000,000 to 499,999,999	-	-	-	-
500,000,000 to 999,999,999	5,066,480	1,842,791	0	0
1,000,000,000 and above	-	-	-	-
Aitemaad Institutional Deposit Account - NBFIs				
1 to 9,999,999	104,337	93,962	53,052	59,901
10,000,000 to 299,999,999	359,712	465,503	317,272	617,954
300,000,000 to 599,999,999	0	0	0	317,819
600,000,000 to 999,999,999	0	0	0	0
1 billion to 1.99 billion	0	0	0	0
2 billion and above	0	0	0	0
Aitemaad Merchant Account	43,926	50,228	49,161	55,539
Aitemaad Foree Remittance Saving Account				
1 to 999,999	1,065,247	1,110,584	1,209,542	977,429
1,000,000 to 4,999,999	1,527,728	1,561,797	1,707,809	1,374,978
5,000,000 to 9,999,999	906,414	918,395	950,830	726,670
Above 10,000,000	556,281	683,661	708,065	617,366
ATDC of less than 1 million (profit to be paid monthly)				
1 month	110,513	8,390	12,488	4,528
3 months	26,453	21,016	12,189	4,606
6 months	57,256	60,611	76,763	64,820
1 year	184,184	212,665	432,514	350,882
3 Years	21,838	19,828	20,501	14,979
5 Years	127,001	110,047	105,844	78,805

7a.

Deposits in (Pak Rupees)	Jan-25	Feb-25	Mar-25	Apr-25
ATDC of 1 million to 9.99 million (profit to be paid monthly)				
1 month	123,251	25,435	11,424	0
3 months	195,308	89,782	77,788	45,018
6 months	326,546	358,565	423,141	339,691
1 year	177,566	209,148	375,002	244,405
3 Years	165,990	69,571	59,757	37,535
5 Years	239,419	286,404	320,650	257,941
ATDC of 10 million and above (profit to be paid monthly)				
1 month	583,847	0	0	0
3 months	1,087,123	912,017	35,888	0
6 months	99,914	277,934	70,668	57,007
1 year	-	0	0	0
3 Years	-	-	-	-
5 Years	-	-	-	-
ATDC of less than 10 million (profit to be paid at maturity)				
1 month	-	-	-	-
03 months	40,139	30,144	44,242	39,525
6 months	275,047	235,998	274,178	225,220
1 year	242,000	700,882	372,775	305,614
3 Years	63,687	62,158	65,438	52,633
5 Years	20,394	19,117	19,531	15,578
ATDC of 10 million to 49.9 million (profit to be paid at maturity)				
1 month	-	-	-	-
03 months	233,712	206,415	214,454	45,752
6 months	616,875	462,848	558,334	480,526
1 year	107,863	38,730	0	0
3 Years	-	-	-	-
5 Years	-	-	-	-
ATDC of 50 million to 99.99 million (profit to be paid at maturity)				
1 month	-	-	-	-
3 months	-	56,721	0	0
6 months	464,469	394,956	447,379	359,870
1 year	53,425	0	0	0
3 Years	-	-	-	-
5 Years	-	-	-	-
ATDC of 100 million and above (profit to be paid at maturity)				
1 month	-	-	-	-
3 months	-	180,777	969,803	863,689
6 months	2,380,076	2,033,052	2,292,597	1,803,195
1 year	-	-	-	-
Total	693,365,260	640,851,772	679,846,195	383,081,215

For Asaan Saving Account, where in case of exceeding the tier amount due to profit payment, same weightage are applicable to differential amount (i.e. above PKR 500,000) for profit payment

Profit Distribution - Special TDR Pool D

Deposits in (Pak Rupees)	Jan-25	Feb-25	Mar-25	Apr-25
1 Year Special ATDC - Monthly Profit	2,155,689	1,691,636	1,514,558	1,231,652
1 Year Special ATDC - Profit at Maturity	729,083	588,922	403,453	99,869
Total	2,884,772	2,280,557	1,918,011	1,331,521

Profit Distribution - Special TDR Pool E (Flexi)

Deposits in (Pak Rupees)	Jan-25	Feb-25	Mar-25	Apr-25
PLS Term Deposit - Special 1 Year Monthly - 1,000,000.00 - 4,999,999.99	12,192,781	9,948,997	13,603,194	11,139,273
PLS Term Deposit - Special 1 Year Monthly - 5,000,000.00 - 9,999,999.99	8,180,979	6,872,174	9,282,570	7,686,328
PLS Term Deposit - Special 1 Year Monthly - 10,000,000.00 - 24,999,999.99	7,986,286	6,498,173	8,905,016	7,883,238
PLS Term Deposit - Special 1 Year Monthly - 25,000,000.00 - 49,999,999.99	3,680,403	3,135,282	4,013,783	3,523,651
PLS Term Deposit - Special 1 Year Monthly - 50,000,000.00 & Above	6,909,528	5,972,505	7,425,511	6,519,413
TDR 1 Years - Special at Maturity - 1,000,000.00 - 4,999,999.99	1,999,628	1,647,584	2,057,780	1,707,320
PLS Term Deposit - Special 1 Year Maturity - 5,000,000.00 - 9,999,999.99	2,217,419	1,925,570	2,264,454	1,958,199
PLS Term Deposit - Special 1 Year Maturity - 10,000,000.00 - 24,999,999.99	2,302,742	2,118,401	2,574,736	2,231,360
PLS Term Deposit - Special 1 Year Maturity - 25,000,000.00 - 49,999,999.99	1,430,906	1,203,592	1,290,816	1,346,945
PLS Term Deposit - Special 1 Year Maturity - 50,000,000.00 & Above	17,524,182	14,782,231	16,777,492	14,883,777
Total	64,425,855	54,104,506	68,195,354	58,880,904

Junaid Sami Khan
 Pool Manager

M. Fahad Siddiqui
 Wing Head - Pool Management



National Bank of Pakistan

Aitemaad اعتماد

ISLAMIC BANKING



Profit Distribution - General Pool

10-Jan-25

Deposits in (Pak Rupees)	July-24	Aug-24	Sept-24	Oct-24	Nov-24	Dec-24
Aitemaad Saving Account						
1 to 24,999,999	135,824,144	110,739,894	113,108,820	108,605,016	113,346,123	94,806,952
25,000,000 to 49,999,999	5,407,202	4,966,164	4,899,234	5,720,289	6,122,648	5,316,925
50,000,000 to 99,999,999	6,235,744	4,762,179	4,919,391	5,063,769	5,001,014	3,564,148
100,000,000 to 249,999,999	6,094,306	5,136,748	4,159,802	6,056,797	5,389,476	4,085,356
250,000,000 to 499,999,999	4,298,964	3,089,963	4,125,738	4,129,741	5,185,516	4,212,822
500,000,000 to 999,999,999	2,052,659	0	0	0	308,292	113,865
1,000,000,000 & Above	6,044,603	10,879,361	19,127,290	30,495,967	51,715,234	51,174,087
Aitemaad Asaan Saving Account						
	494,132	418,603	446,894	472,418	501,204	481,174
Aitemaad Mahana Bachat Account						
Type I						
1 to 99,999	270,657	228,351	189,478	215,434	231,845	172,273
100,000 to 999,999	4,379,745	3,842,562	3,952,538	4,093,971	3,646,327	2,564,400
1,000,000 to 2,499,999	8,124,817	7,154,394	7,664,286	8,007,451	7,652,741	6,505,139
2,500,000 to 4,999,999	12,593,497	10,841,350	10,850,803	10,867,169	10,704,842	9,524,371
5,000,000 to 9,999,999	17,008,984	14,615,861	14,825,381	15,154,886	14,638,886	12,058,290
10,000,000 to 24,999,999	18,155,416	15,498,567	15,821,513	15,751,738	15,921,122	12,854,785
25,000,000 to 49,999,999	7,857,304	7,203,580	7,413,683	8,845,979	8,096,743	6,588,187
Above 50,000,000	14,093,142	15,686,332	16,405,183	10,088,621	9,823,552	6,775,641
Type II						
1 to 249,999	10,989	8,956	8,459	9,551	9,382	6,120
250,000 to 2,499,999	124,293	94,877	72,108	60,046	60,950	41,161
2,500,000 to 4,999,999	59,184	12,578	43,309	31,989	16,174	29,805
5,000,000 to 9,999,999	51,550	91,300	66,273	54,560	51,438	37,823
10,000,000 to 24,999,999	136,361	234,469	243,643	31,992	119,647	54,875
25,000,000 to 49,999,999	0	0	0	187,489	117,056	6,989
Above 50,000,000	37,255	872,374	477,425	117,272	0	0
Type III						
1 to 499,999	37,909	41,202	36,075	39,029	40,662	27,072
500,000 to 9,999,999	1,199,335	923,781	807,191	1,191,839	1,100,703	903,633
10,000,000 to 100,000,000	13,388,908	10,561,009	9,780,606	8,687,923	10,861,637	8,392,854
Above 100,000,000	29,347,253	25,210,813	35,178,331	26,895,426	33,318,981	25,153,647
Aitemaad Income Support Account						
1 to 24,999	56,039	47,009	44,640	47,593	51,983	35,602
25,000 to 499,999	1,381,925	1,158,107	1,174,652	1,284,017	1,363,817	1,002,340
500,000 to 2,499,999	9,899,710	8,262,054	8,936,624	9,521,382	9,757,757	7,565,756
2,500,000 to 9,999,999	18,579,318	16,607,203	18,992,400	18,815,145	19,585,085	16,431,939
10,000,000 to 49,999,999	10,355,817	8,710,446	10,173,253	11,271,402	13,493,530	10,845,333
Above 50,000,000	1,839,962	2,850,449	2,079,191	2,318,930	2,226,928	1,851,546
Aitemaad Amirah Account						
1 to 999,999	2,537,225	2,325,364	2,660,486	2,821,364	2,884,648	2,309,723
1,000,000 to 4,999,999	7,158,557	6,919,223	8,140,295	8,676,291	8,899,198	7,774,598
5,000,000 to 9,999,999	4,931,064	4,713,025	5,519,821	5,766,211	5,618,840	5,495,481
Above 10,000,000	6,282,197	9,016,005	10,395,609	10,691,514	10,932,728	9,704,295
Aitemaad Seniors Account						
1 to 999,999	2,657,086	2,738,458	2,436,326	2,409,344	2,567,743	2,583,536
1,000,000 to 4,999,999	11,595,481	10,269,331	11,024,969	11,711,698	11,970,850	10,640,710
5,000,000 to 9,999,999	10,914,828	9,561,372	10,515,437	11,041,278	10,793,837	9,999,216
Above 10,000,000	17,096,715	17,007,439	-	-	-	-
10,000,000 to 19,999,999	-	-	9,707,986	10,200,729	10,532,801	8,867,807
Above 20,000,000	-	-	10,414,588	18,376,627	19,040,103	15,721,298
Aitemaad Institutional Deposit Account - IFIs						
1 to 9,999,999	295,687	227,430	208,911	205,000	198,759	82,759
10,000,000 to 199,999,999	664,568	438,831	697,331	791,225	738,497	667,792
200,000,000 to 499,999,999	-	-	-	-	-	-
500,000,000 to 999,999,999	-	-	-	-	-	-
1,000,000,000 and above	-	-	-	-	-	-
Aitemaad Institutional Deposit Account - NBFIs						
1 to 9,999,999	146,213	99,968	103,383	89,904	93,482	88,965
10,000,000 to 299,999,999	38,273	117,335	174,074	137,555	141,860	429,171
300,000,000 to 599,999,999	0	0	0	0	0	0
600,000,000 to 999,999,999	0	0	0	0	0	327,130
1 billion to 1.99 billion	0	0	0	0	0	0
2 billion and above	0	0	0	0	0	0
Aitemaad Merchant Account						
	50,241	38,679	42,351	48,698	45,365	48,655
Aitemaad Foree Remittance Saving Account						
1 to 999,999	815,382	700,818	735,783	761,993	817,226	854,834
1,000,000 to 4,999,999	1,428,026	1,238,823	1,414,655	1,422,167	1,485,137	1,440,915
5,000,000 to 9,999,999	362,261	496,150	695,740	812,747	896,561	967,097
Above 10,000,000	476,836	308,026	132,416	176,623	494,012	620,847
ATDC of less than 1 million (profit to be paid monthly)						
1 month	4,064	6,171	3,279	0	2,361	36,706
3 months	8,507	15,574	17,213	7,683	2,192	20,899
6 months	31,259	28,920	35,348	40,517	45,836	60,949
1 year	118,601	93,874	112,157	112,658	151,231	187,839
3 Years	17,452	13,116	14,295	13,637	20,971	27,313
5 Years	260,195	209,051	228,276	212,129	185,042	170,153

Handwritten signature and initials: *702*

Deposits in (Pak Rupees)	July-24	Aug-24	Sept-24	Oct-24	Nov-24	Dec-24
ATDC of 1 million to 9.99 million (profit to be paid monthly)						
1 month	48,035	34,120	44,179	13,254	7,054	98,922
3 months	28,439	71,844	132,411	132,255	114,447	78,316
6 months	218,763	205,833	173,122	136,954	322,580	432,780
1 year	125,304	93,518	106,880	121,624	125,903	142,633
3 Years	288,289	238,294	266,537	229,437	240,367	216,944
5 Years	529,157	400,315	378,821	295,969	245,964	303,875
ATDC of 10 million and above (profit to be paid monthly)						
1 month	4,437	3,282	110,899	0	0	351,301
3 months	0	0	0	0	0	646,299
6 months	114,972	92,775	390,046	97,829	156,509	163,441
1 year	0	0	0	0	0	0
3 Years	-	-	-	-	-	-
5 Years	-	-	-	-	-	-
ATDC of less than 10 million (profit to be paid at maturity)						
1 month	-	-	-	-	-	-
03 months	22,817	4,974	5,473	2,554	25,504	56,233
6 months	31,736	23,992	18,852	109,552	269,854	313,053
1 year	452,297	445,585	471,685	439,125	303,563	283,093
3 Years	90,797	73,268	79,866	75,415	77,690	75,411
5 Years	41,599	31,557	33,608	25,019	25,538	24,792
ATDC of 10 million to 49.9 million (profit to be paid at maturity)						
1 month	-	-	-	-	-	-
03 months	0	0	0	68,727	113,421	140,663
6 months	0	0	0	43,031	195,435	298,429
1 year	111,026	2,890	0	90,080	136,983	132,980
3 Years	-	-	-	-	-	-
5 Years	-	-	-	-	-	-
ATDC of 50 million to 99.99 million (profit to be paid at maturity)						
1 month	-	-	-	-	-	-
3 months	0	0	0	0	0	0
6 months	0	0	0	0	0	87,514
1 year	0	0	0	0	0	0
3 Years	-	-	-	-	-	-
5 Years	-	-	-	-	-	-
ATDC of 100 million and above (profit to be paid at maturity)						
1 month	-	-	-	-	-	-
3 months	-	-	-	-	233,806	-
6 months	0	0	0	0	0	714,643
1 year	-	-	-	-	-	-
Total	405,439,510	358,557,767	393,607,323	402,543,248	441,615,093	375,864,918

For Asaan Saving Account, where in case of exceeding the tier amount due to profit payment, same weightage are applicable to differential amount (i.e. above PKR. 500,000) for profit payment.

Profit Distribution - Special TDR Pool D

Deposits in (Pak Rupees)	July-24	Aug-24	Sept-24	Oct-24	Nov-24	Dec-24
1 Year Special ATDC - Monthly Profit	2,836,378	2,752,108	2,500,225	2,526,231	2,418,747	2,370,107
1 Year Special ATDC - Profit at Maturity	1,009,999	983,832	934,097	965,195	856,650	825,291
Total	3,846,377	3,735,940	3,434,323	3,491,425	3,275,397	3,195,399

Profit Distribution - Special TDR Pool E (Flexi)

Deposits in (Pak Rupees)	July-24	Aug-24	Sept-24	Oct-24	Nov-24	Dec-24
PLS Term Deposit - Special 1 Year Monthly - 1,000,000.00 - 4,999,999.99	18,652,960	18,181,593	17,583,893	17,086,821	16,027,349	13,701,302
PLS Term Deposit - Special 1 Year Monthly - 5,000,000.00 - 9,999,999.99	12,105,057	11,955,533	11,544,082	11,419,298	10,578,221	9,047,863
PLS Term Deposit - Special 1 Year Monthly - 10,000,000.00 - 24,999,999.99	10,299,523	10,070,689	10,380,574	10,695,191	9,153,016	8,620,307
PLS Term Deposit - Special 1 Year Monthly - 25,000,000.00 - 49,999,999.99	5,833,327	6,587,220	6,227,071	5,667,856	4,736,205	3,976,335
PLS Term Deposit - Special 1 Year Monthly - 50,000,000.00 & Above	12,692,986	11,852,236	11,389,021	10,994,076	9,539,545	7,301,851
TDR 1 Years - Special at Maturity - 1,000,000.00 - 4,999,999.99	2,781,885	2,774,315	2,960,494	3,011,738	2,706,727	2,296,404
PLS Term Deposit - Special 1 Year Maturity - 5,000,000.00 - 9,999,999.99	2,460,062	2,437,244	2,608,072	2,682,939	2,598,503	2,354,104
PLS Term Deposit - Special 1 Year Maturity - 10,000,000.00 - 24,999,999.99	4,498,587	4,003,013	3,642,797	3,556,266	3,397,524	2,723,084
PLS Term Deposit - Special 1 Year Maturity - 25,000,000.00 - 49,999,999.99	2,095,342	2,286,379	1,853,955	1,769,909	1,901,199	1,316,496
PLS Term Deposit - Special 1 Year Maturity - 50,000,000.00 & Above	16,888,048	16,441,648	15,499,471	17,446,902	23,549,274	18,482,435
Total	88,307,777	86,589,868	83,689,430	84,330,996	84,187,565	69,820,181

 Junaid Sanyal
 Pool Manager

 M. Fahad Siddiqui
 Wing Head - Pool Management

Deposits in (Pak Rupees)	Jan-24	Feb-24	Mar-24	Apr-24	May-24	Jun-24
Aitemaad Saving Account						
1 to 24,999,999	129,268,627	129,268,627	135,613,687	132,285,316	137,341,013	129,983,971
25,000,000 to 49,999,999	5,196,606	5,196,606	5,611,339	5,077,221	5,628,372	5,939,280
50,000,000 to 99,999,999	4,285,048	4,285,048	5,924,530	5,731,483	6,760,105	5,040,494
100,000,000 to 249,999,999	3,863,506	3,863,506	5,149,712	5,898,548	7,442,747	6,663,874
250,000,000 to 499,999,999	1,472,329	1,472,329	1,316,222	1,732,382	448,558	2,555,430
500,000,000 to 999,999,999	3,703,438	3,703,438	0	0	0	518,776
1,000,000,000 & Above	15,347,680	15,347,680	27,240,298	37,262,559	46,997,134	48,883,247
Aitemaad Asaan Saving Account	440,733	440,733	440,861	434,919	469,352	458,456
Aitemaad Mahana Bachat Account						
Type I						
1 to 99,999	168,331	168,331	214,966	207,759	215,188	220,910
100,000 to 999,999	2,695,036	2,695,036	2,889,169	3,096,399	3,580,050	3,583,887
1,000,000 to 2,499,999	4,850,225	4,850,225	5,078,000	5,653,961	6,456,191	6,729,115
2,500,000 to 4,999,999	9,383,748	9,383,748	9,817,977	10,345,219	11,203,658	11,905,989
5,000,000 to 9,999,999	10,345,923	10,345,923	11,596,698	12,519,287	14,038,044	14,788,321
10,000,000 to 24,999,999	10,279,030	10,279,030	13,791,377	15,191,985	16,269,679	15,460,770
25,000,000 to 49,999,999	5,874,085	5,874,085	5,282,417	5,518,255	5,968,915	6,196,565
Above 50,000,000	7,084,378	7,084,378	10,347,530	13,091,022	13,766,447	13,118,713
Type II						
1 to 249,999	4,380	4,380	5,230	7,917	8,130	9,184
250,000 to 2,499,999	67,265	67,265	78,890	79,760	94,448	91,090
2,500,000 to 4,999,999	96,260	96,260	133,737	128,136	99,347	73,623
5,000,000 to 9,999,999	83,874	83,874	80,049	86,165	23,960	15,176
10,000,000 to 24,999,999	0	0	19,602	0	0	45,505
25,000,000 to 49,999,999	0	0	0	0	0	0
Above 50,000,000	0	0	0	0	0	0
Type III						
1 to 499,999	36,978	36,978	34,942	39,735	44,846	42,310
500,000 to 9,999,999	1,092,038	1,092,038	1,159,801	982,442	1,359,697	1,213,023
10,000,000 to 100,000,000	8,868,125	8,868,125	9,939,331	8,259,972	8,355,392	8,134,293
Above 100,000,000	18,224,417	18,224,417	17,171,304	18,489,303	19,055,432	25,022,376
Aitemaad Income Support Account						
1 to 24,999	42,878	42,878	47,978	45,405	48,519	46,673
25,000 to 499,999	1,256,352	1,256,352	1,320,664	1,287,257	1,347,290	1,318,580
500,000 to 2,499,999	8,219,626	8,219,626	8,570,070	8,589,791	9,111,774	8,752,317
2,500,000 to 9,999,999	12,935,522	12,935,522	13,985,601	14,504,676	15,740,910	16,148,370
10,000,000 to 49,999,999	7,738,703	7,738,703	8,726,930	8,758,401	8,744,091	8,879,667
Above 50,000,000	1,777,508	1,777,508	1,190,376	2,626,037	4,008,380	2,113,080
Aitemaad Amirah Account						
1 to 999,999	1,355,915	1,355,915	1,551,417	1,637,909	1,959,893	2,119,000
1,000,000 to 4,999,999	2,856,653	2,856,653	3,417,365	4,139,759	5,168,705	5,582,136
5,000,000 to 9,999,999	2,410,963	2,410,963	2,689,819	2,857,198	3,238,001	4,109,994
Above 10,000,000	1,392,609	1,392,609	2,368,184	2,971,343	3,327,002	3,728,961
Aitemaad Seniors Account						
1 to 999,999	2,223,072	2,223,072	2,387,776	2,375,058	2,586,767	2,443,567
1,000,000 to 4,999,999	8,383,688	8,383,688	8,874,585	9,047,670	9,733,627	9,847,607
5,000,000 to 9,999,999	7,161,979	7,161,979	7,886,894	7,612,541	8,202,843	8,833,846
Above 10,000,000	9,706,874	9,706,874	11,222,075	11,444,091	13,622,315	17,802,792
Aitemaad Institutional Deposit Account - IFIs						
1 to 9,999,999	287,201	287,201	253,153	252,961	193,464	171,360
10,000,000 to 199,999,999	348,586	348,586	557,065	600,362	721,557	870,546
200,000,000 to 499,999,999	-	-	-	-	-	-
500,000,000 to 999,999,999	-	-	-	-	-	-
1,000,000,000 and above	-	-	-	-	-	-
Aitemaad Institutional Deposit Account - NBFIs						
1 to 9,999,999	144,614	144,614	121,835	141,027	218,139	129,417
10,000,000 to 299,999,999	0	0	0	165,584	79,424	0
300,000,000 to 599,999,999	0	0	0	0	0	0
600,000,000 to 999,999,999	0	0	0	0	0	0
1 billion to 1.99 billion	0	0	0	0	0	0
2 billion and above	0	0	0	0	0	0
Aitemaad Merchant Account	36,867	36,867	36,634	36,328	39,321	42,151
Aitemaad Foree Remittance Saving Account						
1 to 999,999	761,120	761,120	799,811	826,366	885,831	882,908
1,000,000 to 4,999,999	861,852	861,852	961,658	1,152,644	1,281,879	1,360,519
5,000,000 to 9,999,999	347,952	347,952	309,482	274,763	352,983	352,383
Above 10,000,000	142,677	142,677	159,157	160,479	276,702	380,913
ATDC of less than 1 million (profit to be paid monthly)						
1 month	3,877	3,877	3,672	4,644	3,517	4,065
3 months	21,548	21,548	22,308	9,041	4,243	6,967
6 months	22,337	22,337	13,190	10,603	14,552	18,718
1 year	90,077	90,077	95,582	104,249	120,644	103,933
3 Years	17,322	17,322	18,048	16,388	15,225	14,965
5 Years	233,294	233,294	255,850	246,339	244,111	228,608

A

Ja

Deposits in (Pak Rupees)	Jan-24	Feb-24	Mar-24	Apr-24	May-24	Jun-24
ATDC of 1 million to 9.99 million (profit to be paid monthly)						
1 month	913	913	26,466	0	342	27,309
3 months	35,656	35,656	27,819	25,358	19,672	33,062
6 months	192,630	192,630	162,599	169,506	167,358	153,648
1 year	161,199	161,199	167,448	158,605	144,840	111,345
3 Years	251,270	251,270	333,479	271,238	256,440	241,361
5 Years	656,474	656,474	656,612	602,439	572,889	500,474
ATDC of 10 million and above (profit to be paid monthly)						
1 month	58,414	58,414	0	0	0	4,033
3 months	0	0	0	0	0	0
6 months	0	0	0	0	0	16,856
1 year	0	0	0	0	0	0
3 Years	-	-	-	-	-	-
5 Years	-	-	-	-	-	-
ATDC of less than 10 million (profit to be paid at maturity)						
1 month	-	-	-	-	-	-
03 months	103,617	103,617	111,722	38,744	30,139	18,064
6 months	74,243	74,243	87,078	78,332	21,189	16,967
1 year	477,147	477,147	426,013	413,420	454,255	419,077
3 Years	82,340	82,340	86,612	63,167	64,966	62,945
5 Years	49,095	49,095	45,540	39,127	39,463	36,591
ATDC of 10 million to 49.9 million (profit to be paid at maturity)						
1 month	-	-	-	-	-	-
03 months	139,657	139,657	130,015	0	0	0
6 months	0	0	0	0	0	0
1 year	97,147	97,147	103,835	100,490	103,834	97,642
3 Years	-	-	-	-	-	-
5 Years	-	-	-	-	-	-
ATDC of 50 million to 99.99 million (profit to be paid at maturity)						
1 month	-	-	-	-	-	-
3 months	0	0	0	0	0	0
6 months	0	0	0	0	0	0
1 year	0	0	0	0	0	0
3 Years	-	-	-	-	-	-
5 Years	-	-	-	-	-	-
ATDC of 100 million and above (profit to be paid at maturity)						
1 month	-	-	-	-	-	-
3 months	-	-	-	-	-	-
6 months	0	0	-	0	0	0
1 year	-	-	-	-	-	-
Total	315,893,889	315,893,889	349,150,089	365,979,089	398,793,802	404,727,796

For Asaan Saving Account, where in case of exceeding the tier amount due to profit payment, same weightage are applicable to differential amount (i.e. above PKR. 500,000) for profit payment

Profit Distribution - Special TDR Pool D

Deposits in (Pak Rupees)	Jan-24	Feb-24	Mar-24	Apr-24	May-24	Jun-24
1 Year Special ATDC - Monthly Profit	7,987,647	5,688,530	4,333,254	3,223,096	3,092,670	2,849,842
1 Year Special ATDC - Profit at Maturity	3,243,056	2,533,977	1,970,658	1,244,934	1,095,340	1,068,232
Total	11,230,703	8,222,507	6,303,911	4,468,031	4,188,010	3,918,074

Profit Distribution - Special TDR Pool E (Flexi)

Deposits in (Pak Rupees)	Jan-24	Feb-24	Mar-24	Apr-24	May-24	Jun-24
PLS Term Deposit - Special 1 Year Monthly - 1,000,000.00 - 4,999,999	22,008,883	21,290,393	23,761,416	22,833,763	22,094,142	20,119,995
PLS Term Deposit - Special 1 Year Monthly - 5,000,000.00 - 9,999,999	12,608,562	12,109,324	13,560,119	13,398,354	13,147,434	12,594,844
PLS Term Deposit - Special 1 Year Monthly - 10,000,000.00 - 24,999,999	12,680,207	12,816,653	13,919,622	11,261,483	11,046,522	10,461,641
PLS Term Deposit - Special 1 Year Monthly - 25,000,000.00 - 49,999,999	5,816,873	5,636,879	6,179,631	5,836,308	6,199,471	5,840,242
PLS Term Deposit - Special 1 Year Monthly - 50,000,000.00 & Above	9,562,816	8,879,388	9,058,253	10,754,467	11,286,359	12,724,728
TDR 1 Years - Special at Maturity - 1,000,000.00 - 4,999,999.99	3,639,079	3,544,794	4,086,583	3,487,234	3,169,953	2,979,016
PLS Term Deposit - Special 1 Year Maturity - 5,000,000.00 - 9,999,999	2,028,815	2,025,466	2,196,553	2,429,144	2,581,567	2,749,290
PLS Term Deposit - Special 1 Year Maturity - 10,000,000.00 - 24,999,999	3,246,472	3,765,977	4,290,645	4,279,406	4,575,473	4,538,107
PLS Term Deposit - Special 1 Year Maturity - 25,000,000.00 - 49,999,999	1,851,473	1,975,995	2,746,281	2,766,681	2,670,672	2,470,163
PLS Term Deposit - Special 1 Year Maturity - 50,000,000.00 & Above	18,974,059	18,321,169	21,574,500	21,004,740	22,179,574	16,519,955
Total	92,417,239	90,366,037	101,373,603	98,051,581	98,951,167	90,997,981

 Junaid Sami Khan
Pool Manager

 M. Fahad Siddiqui
Wing Head - Pool Management



National Bank of Pakistan

Aitemaad اعتماد

ISLAMIC BANKING



Profit Distribution - General Pool

10-Jan-24

Deposits in (Pak Rupees)	July-23	Aug-23	Sept-23	Oct-23	Nov-23	Dec-23
Aitemaad Saving Account						
1 to 24,999,999	120,938,454	121,177,628	134,074,478	138,294,613	133,006,411	137,884,970
25,000,000 to 49,999,999	6,739,955	6,296,420	5,407,044	4,929,497	4,561,874	4,723,183
50,000,000 to 99,999,999	5,221,722	4,915,563	5,022,150	5,474,492	5,212,850	5,576,977
100,000,000 to 249,999,999	6,042,857	3,366,986	3,521,021	3,219,431	5,724,373	6,412,064
250,000,000 to 499,999,999	2,336,785	2,279,985	2,342,940	4,170,786	3,620,402	3,010,835
500,000,000 to 999,999,999	5,974,754	5,557,528	5,855,377	5,016,004	184,961	471,690
1,000,000,000 & Above	5,770,445	15,404,541	26,547,216	40,818,857	49,733,156	56,843,382
Aitemaad Asaan Saving Account	361,630	371,852	428,719	453,413	429,731	462,486
Aitemaad Mahana Bachat Account						
Type I						
1 to 99,999	53,464	53,588	61,243	80,069	106,045	141,297
100,000 to 999,999	702,497	662,357	820,853	1,116,608	1,996,229	2,429,112
1,000,000 to 2,499,999	997,070	1,085,111	1,891,428	2,952,170	3,714,543	4,665,165
2,500,000 to 4,999,999	1,283,238	1,318,686	2,961,989	4,965,250	5,840,219	7,776,821
5,000,000 to 9,999,999	1,846,568	1,865,591	4,088,712	6,389,414	8,768,599	11,939,036
10,000,000 to 24,999,999	1,171,185	1,376,373	3,035,123	6,135,983	7,564,581	10,027,314
25,000,000 to 49,999,999	1,702,923	1,447,682	2,215,534	2,895,733	4,052,085	4,716,506
Above 50,000,000	0	440,575	1,195,475	2,850,183	2,849,303	4,775,099
Type II						
1 to 249,999	634	1,290	4,108	5,061	5,273	5,657
250,000 to 2,499,999	10,481	13,230	10,440	29,514	60,951	44,165
2,500,000 to 4,999,999	1,070	8,049	1,032	0	8,442	70,355
5,000,000 to 9,999,999	-	-	-	-	0	35,478
10,000,000 to 24,999,999	-	-	-	-	0	62,011
25,000,000 to 49,999,999	-	-	-	-	18,150	0
Above 50,000,000	-	-	-	-	0	0
Type III						
1 to 499,999	17,020	22,422	24,502	24,376	33,199	38,261
500,000 to 9,999,999	375,336	415,629	891,630	912,482	1,063,276	1,113,754
10,000,000 to 100,000,000	3,015,861	3,504,343	7,770,997	7,950,575	7,506,369	7,755,586
Above 100,000,000	4,427,486	4,061,445	8,444,094	10,059,999	14,722,172	21,399,980
Aitemaad Income Support Account						
1 to 24,999	34,112	34,714	39,303	43,405	42,693	45,175
25,000 to 499,999	1,069,537	1,131,720	1,217,047	1,247,235	1,277,999	1,346,848
500,000 to 999,999	1,069,537	1,131,720	1,217,047	1,247,235	-	-
500,000 to 2,499,999	-	-	-	-	8,034,317	8,595,068
1,000,000 to 9,999,999	14,621,339	14,430,445	15,310,300	15,950,290	-	-
2,500,000 to 9,999,999	-	-	-	-	13,503,882	14,197,858
10,000,000 to 49,999,999	5,490,225	5,090,792	5,189,145	5,378,181	8,174,287	8,235,328
Above 50,000,000	80,214	134,155	473,979	0	247,156	1,124,050
Aitemaad Amirah Account						
1 to 999,999	463,680	572,729	621,130	680,595	979,079	1,186,288
1,000,000 to 4,999,999	997,090	1,032,483	1,197,713	1,427,775	1,910,889	2,124,569
5,000,000 to 9,999,999	650,271	807,163	967,812	773,338	1,403,953	1,896,981
Above 10,000,000	1,064,423	694,275	392,291	398,676	610,102	784,074
Aitemaad Seniors Account						
1 to 999,999	-	-	-	-	2,085,813	2,195,936
1,000,000 to 4,999,999	-	-	-	-	8,187,437	8,657,294
5,000,000 to 9,999,999	19,570,888	21,071,489	21,622,394	22,000,998	7,204,074	8,069,048
Above 10,000,000	-	-	-	-	8,453,866	8,924,493
Aitemaad Institutional Deposit Account - IFIs						
1 to 9,999,999	281,831	313,949	285,062	330,540	238,590	237,672
10,000,000 to 199,999,999	199,278	144,272	249,015	233,388	521,310	574,043
200,000,000 to 499,999,999	-	-	-	-	-	-
500,000,000 to 999,999,999	-	-	-	-	-	-
1,000,000,000 and above	-	-	-	-	-	-
Aitemaad Institutional Deposit Account - NBFIs						
1 to 9,999,999	213,324	213,842	294,140	347,560	321,742	309,692
10,000,000 to 299,999,999	708,193	784,274	759,600	381,597	47,848	33,796
300,000,000 to 599,999,999	0	0	0	383,858	0	0
600,000,000 to 999,999,999	0	0	187,689	0	0	0
1 billion to 1.99 billion	947,238	0	998,296	609,665	0	0
2 billion and above	0	0	0	0	0	0
Aitemaad Merchant Account	44,831	43,382	36,459	40,047	43,900	47,662
Aitemaad Foree Remittance Saving Account						
1 to 999,999	-	-	-	-	573,894	674,764
1,000,000 to 4,999,999	-	-	-	-	855,193	881,773
5,000,000 to 9,999,999	1,161,377	1,273,860.68	1,382,520.03	1,601,073.11	210,652	304,450
Above 10,000,000	-	-	-	-	600,356	221,202
ATDC of less than 1 million (profit to be paid monthly)						
1 month	3,762	3,164	13,255	11,290	10,161	16,163
3 months	60,825	48,711	20,669	29,698	39,864	31,802
6 months	20,892	27,906	37,698	30,185	32,278	31,043
1 year	95,118	99,738	98,195	91,881	80,728	78,524
3 Years	18,003	15,217	23,475	24,255	23,473	18,550
5 Years	308,636	306,302	315,084	303,703	276,318	279,015

7/1/24

**NBP**

National Bank of Pakistan

Aitemaad اعتماد

ISLAMIC BANKING



Profit Distribution - General Pool

10-Jan-24

Deposits in (Pak Rupees)	July-23	Aug-23	Sept-23	Oct-23	Nov-23	Dec-23
ATDC of 1 million to 9.99 million (profit to be paid monthly)						
1 month	151,189	27,921	6,227	7,228	9,266	39,515
3 months	206,360	247,695	94,010	147,783	147,363	148,355
6 months	71,005	96,558	138,582	141,966	144,211	149,691
1 year	205,956	196,859	175,371	155,266	140,147	152,132
3 Years	225,731	232,291	245,981	261,102	243,146	235,730
5 Years	1,002,844	989,750	1,031,121	972,782	823,750	811,163
ATDC of 10 million and above (profit to be paid monthly)						
1 month	181,546	4,219	0	0	0	59,037
3 months	182,599	26,509	124,767	214,871	207,958	90,107
6 months	95,544	95,550	98,625	39,450	0	0
1 year	0	0	0	0	0	0
3 Years	-	-	-	-	-	-
5 Years	-	-	-	-	-	-
ATDC of less than 10 million (profit to be paid at maturity)						
1 month	-	-	-	-	-	-
03 months	59,753	9,494	2,466	19,093	53,511	156,742
6 months	35,759	76,412	66,983	71,695	73,683	72,891
1 year	249,288	271,959	273,515	289,144	547,807	597,805
3 Years	83,576	83,571	88,270	91,211	87,876	90,453
5 Years	64,524	63,583	64,597	61,033	56,913	58,811
ATDC of 10 million to 49.9 million (profit to be paid at maturity)						
1 month	-	-	-	-	-	-
03 months	9,041	90,410	0	16,096	0	24,144
6 months	171,398	0	0	0	6,712	0
1 year	68,793	115,276	100,763	104,125	100,762	104,126
3 Years	-	-	-	-	-	-
5 Years	-	-	-	-	-	-
ATDC of 50 million to 99.99 million (profit to be paid at maturity)						
1 month	-	-	-	-	-	-
3 months	416,077	0	0	0	0	0
6 months	-	-	-	-	17,124	0
1 year	-	-	-	-	-	24,656
3 Years	-	-	-	-	-	-
5 Years	-	-	-	-	-	-
ATDC of 100 million and above (profit to be paid at maturity)						
1 month	-	-	-	-	-	-
3 months	-	-	-	-	-	-
6 months	0	0	0	0	0	0
1 year	-	-	-	-	-	-
Total	221,647,044	227,681,234	272,076,704	304,903,818	329,435,280	366,319,705

For Asaan Saving Account, where in case of exceeding the tier amount due to profit payment, same weightage are applicable to differential amount (i.e. above PKR. 500,000) for profit payment

Profit Distribution - Special TDR Pool D

Deposits in (Pak Rupees)	July-23	Aug-23	Sept-23	Oct-23	Nov-23	Dec-23
1 Year Special ATDC - Monthly Profit	19,920,726	19,920,726	15,237,491	13,202,438	10,753,528	10,753,528
1 Year Special ATDC - Profit at Maturity	7,440,892	7,440,892	5,640,225	5,102,659	4,299,598	4,299,598
Total	27,361,618	27,361,618	20,877,716	18,305,097	15,053,126	15,053,126

Profit Distribution - Special TDR Pool E (Flexi)

Deposits in (Pak Rupees)	July-23	Aug-23	Sept-23	Oct-23	Nov-23	Dec-23
PLS Term Deposit - Special 1 Year Monthly - 1,000,000.00 - 4,999,999.99	13,053,887	13,053,887	18,009,733	20,358,490	20,863,988	20,863,988
PLS Term Deposit - Special 1 Year Monthly - 5,000,000.00 - 9,999,999.99	7,428,014	7,428,014	10,231,711	11,501,585	11,648,990	11,648,990
PLS Term Deposit - Special 1 Year Monthly - 10,000,000.00 - 24,999,999.99	8,676,477	8,676,477	10,951,144	12,268,789	12,362,399	12,362,399
PLS Term Deposit - Special 1 Year Monthly - 25,000,000.00 - 49,999,999.99	3,316,227	3,316,227	4,809,313	6,124,392	6,371,743	6,371,743
PLS Term Deposit - Special 1 Year Monthly - 50,000,000.00 & Above	7,194,964	7,194,964	8,905,977	9,547,497	9,768,903	9,768,903
TDR 1 Years - Special at Maturity - 1,000,000.00 - 4,999,999.99	2,703,406	2,703,406	3,057,106	3,299,383	3,407,360	3,407,360
PLS Term Deposit - Special 1 Year Maturity - 5,000,000.00 - 9,999,999.99	1,238,572	1,238,572	1,592,912	1,671,026	1,856,326	1,856,326
PLS Term Deposit - Special 1 Year Maturity - 10,000,000.00 - 24,999,999.99	1,347,234	1,347,234	2,089,428	2,149,553	2,203,400	2,203,400
PLS Term Deposit - Special 1 Year Maturity - 25,000,000.00 - 49,999,999.99	743,161	743,161	1,199,680	1,294,760	1,253,054	1,253,054
PLS Term Deposit - Special 1 Year Maturity - 50,000,000.00 & Above	14,909,272	14,909,272	16,593,529	17,171,619	17,353,243	17,353,243
Total	60,611,214	60,611,214	77,440,532	85,387,094	87,089,405	87,089,405

M. Fahad Siddiqui
Wing Head - Pool ManagementAdeel Ahmed Shah
DH - Product, IBW & Pool Management

Profit Distribution - General Pool

Deposits in (Pak Rupees)	Jan-23	Feb-23	Mar-23	Apr-23	May-23	June-23
Aitemaad Saving Account						
1 to 24,999,999	89,781,395	87,424,105	94,514,835	109,490,341	111,226,903	110,123,752
25,000,000 to 49,999,999	4,236,655	4,188,845	4,992,765	5,803,877	6,972,194	6,236,878
50,000,000 to 99,999,999	2,988,848	2,578,092	2,521,606	3,089,892	2,419,822	3,500,716
100,000,000 to 249,999,999	2,973,917	2,785,997	3,359,211	4,428,113	4,315,987	5,302,261
250,000,000 to 499,999,999	1,803,706	2,829,087	1,978,336	2,186,683	2,013,056	1,871,724
500,000,000 to 999,999,999	4,603,868	3,095,423	3,418,993	4,138,507	4,450,120	5,176,096
1,000,000,000 & Above	10,859,777	16,009,755	22,741,284	30,786,220	41,133,777	41,259,836
Aitemaad Asaan Saving Account	206,166	211,191	234,914	296,176	325,168	322,897
Aitemaad Mahana Bachat Account						
Type I						
1 to 99,999	30,719	31,456	43,232	45,678	44,931	48,217
100,000 to 999,999	529,084	481,830	501,490	564,495	602,096	598,399
1,000,000 to 2,499,999	741,076	661,042	801,628	902,418	952,992	960,658
2,500,000 to 4,999,999	1,077,030	1,147,127	1,117,989	1,325,759	1,451,886	1,224,350
5,000,000 to 9,999,999	1,755,543	1,297,133	1,145,310	1,205,881	1,609,112	1,748,639
10,000,000 to 24,999,999	1,496,658	1,192,620	1,110,957	1,112,673	1,083,188	919,903
25,000,000 to 49,999,999	862,209	984,603	1,236,471	1,076,341	1,195,302	1,263,804
Above 50,000,000	936,052	947,354	1,060,226	838,265	76,673	0
Type II						
1 to 249,999	364	403	732	343	339	1,052
250,000 to 2,499,999	7,990	6,325	2,804	2,001	5,688	6,077
2,500,000 to 4,999,999	-	2,062	2,246	17,733	17,285	0
5,000,000 to 9,999,999	-	-	-	-	-	-
10,000,000 to 24,999,999	-	-	-	-	-	-
25,000,000 to 49,999,999	-	-	-	-	-	-
Above 50,000,000	-	-	-	-	-	-
Type III						
1 to 499,999	11,114	12,315	11,635	18,405	13,009	14,840
500,000 to 9,999,999	240,400	214,055	273,490	280,184	373,976	377,170
10,000,000 to 100,000,000	2,336,726	1,588,037	1,562,324	1,824,350	2,093,331	2,696,417
Above 100,000,000	2,709,016	3,339,818	3,938,739	3,983,838	3,528,893	4,133,151
Aitemaad Income Support Account						
1 to 24,999	20,466	20,364	22,739	25,748	28,564	29,525
25,000 to 499,999	713,016	674,045	748,419	850,666	906,661	967,105
500,000 to 999,999	986,881	931,705	1,048,271	1,168,763	1,238,628	1,265,116
1,000,000 to 5,000,000	-	-	-	-	-	-
Above 5,000,000	-	-	-	-	-	-
1,000,000 to 9,999,999	10,014,479	8,889,019	9,929,236	11,545,166	12,418,843	12,816,470
10,000,000 to 49,999,999	2,981,346	3,055,052	3,436,493	4,460,653	5,131,254	5,327,089
Above 50,000,000	423,281	431,918	358,402	0	14,342	0
Aitemaad Amirah Account						
1 to 999,999	78,684	111,419	134,526	174,184	248,677	353,878
1,000,000 to 4,999,999	134,755	239,783	359,663	449,190	622,243	849,452
5,000,000 to 9,999,999	123,699	299,536	467,967	491,168	520,626	447,958
Above 10,000,000	937,326	888,782	1,276,447	1,642,774	1,564,067	1,410,390
Aitemaad Seniors Account	9,740,694	10,926,008	12,980,350	14,811,616	16,999,380	17,253,141
Aitemaad Institutional Deposit Account - IFIs						
1 to 9,999,999	223,737	234,244	238,945	278,254	316,788	229,942
10,000,000 to 199,999,999	88,004	78,259	96,562	117,649	94,719	230,199
200,000,000 to 499,999,999	-	-	-	-	-	-
500,000,000 to 999,999,999	-	-	-	-	-	-
1,000,000,000 and above	-	-	-	-	-	-
Aitemaad Institutional Deposit Account - NBFIs						
1 to 9,999,999	129,658	109,911	146,022	129,597	135,807	152,558
10,000,000 to 299,999,999	103,277	166,345	496,694	464,946	497,210	246,159
300,000,000 to 599,999,999	196,031	-	-	-	212,397	0
600,000,000 to 999,999,999	-	-	138,754	-	-	0
1 billion to 1.99 billion	-	-	252,749	553,764	-	1,083,142
2 billion and above	-	-	-	-	-	0
Aitemaad Merchant Account	42,699	31,535	32,731	32,399	38,124	41,269
Aitemaad Foree Remittance Saving Account	468,735	385,772	493,697	618,083	726,337	887,236
ATDC of less than 1 million (profit to be paid monthly)						
1 month	33,743	22,503	3,905	1,139	361	3,901
3 months	37,823	25,596	24,586	22,758	36,087	56,095
6 months	14,054	11,518	14,102	17,876	17,084	19,073
1 year	56,992	53,313	66,700	76,362	79,812	80,249
3 Years	17,442	13,682	13,059	14,692	13,125	16,865
5 Years	306,029	269,781	294,571	328,275	317,750	288,225
ATDC of 1 million to 9.99 million (profit to be paid monthly)						
1 month	22,017	51,786	71,549	73,282	67,908	87,061
3 months	200,849	175,949	128,951	119,144	80,025	143,286
6 months	53,506	46,028	71,232	82,851	86,182	65,588
1 year	160,237	115,623	123,715	153,388	175,851	184,422
3 Years	231,710	178,340	196,682	213,768	217,682	205,958
5 Years	907,699	801,627	894,035	965,943	966,703	927,081

Deposits in (Pak Rupees)	Jan-23	Feb-23	Mar-23	Apr-23	May-23	June-23
ATDC of 10 million and above (profit to be paid monthly)						
1 month	19,561	47,559	73,728	112,841	35,507	92,323
3 months	780,566	168,503	112,335	0	56,166	112,327
6 months	240,763	217,470	239,945	497,731	312,194	88,355
1 year	236,112	197,920	164,329	183,702	189,839	0
3 Years	12,849	-	-	-	-	-
5 Years	-	-	-	-	-	-
ATDC of less than 10 million (profit to be paid at maturity)						
1 month	-	-	-	-	-	-
03 months	172,839	197,210	124,663	117,912	71,751	54,081
6 months	234,178	103,217	119,953	55,665	19,978	22,007
1 year	126,971	173,576	206,772	229,176	242,087	237,034
3 Years	36,412	32,382	35,848	42,823	71,050	73,291
5 Years	75,615	63,757	70,591	77,929	77,888	64,615
ATDC of 10 million to 49.9 million (profit to be paid at maturity)						
1 month	-	-	-	-	-	-
03 months	-	422,879	352,997	366,690	435,772	11,507
6 months	-	-	-	-	9,042	284,188
1 year	-	3,617	56,058	62,460	64,545	62,467
3 Years	-	-	-	-	-	-
5 Years	-	-	-	-	-	-
ATDC of 50 million to 99.99 million (profit to be paid at maturity)						
1 month	-	-	-	-	-	-
3 months	-	61,295	475,002	518,593	931,534	901,467
6 months	-	-	-	-	-	-
1 year	-	-	-	-	-	-
3 Years	-	-	-	-	-	-
5 Years	267,588	-	-	-	-	-
ATDC of 100 million and above (profit to be paid at maturity)						
1 month	-	-	-	-	-	-
3 months	-	-	-	-	-	-
6 months	-	-	-	-	421,577	0
1 year	-	-	-	-	-	-
Total	161,840,638	161,957,503	183,165,192	215,567,794	232,617,893	235,458,932

For Asaan Saving Account, where in case of exceeding the tier amount due to profit payment, same weightage are applicable to differential amount (i.e. above PKR. 500,000) for profit payment

Profit Distribution - Special TDR Pool C

Deposits in (Pak Rupees)	Jan-23	Feb-23	Mar-23	Apr-23	May-23	June-23
1 Year Special ATDC - Monthly Profit	7,994,424	4,584,010	3,529,317	803,505	33,274	-
1 Year Special ATDC - Profit at Maturity	2,563,756	1,633,507	966,079	136,599	-	-
Total	10,558,181	6,217,516	4,495,396	940,104	33,274	-


Profit Distribution - Special TDR Pool D

Deposits in (Pak Rupees)	Jan-23	Feb-23	Mar-23	Apr-23	May-23	June-23
1 Year Special ATDC - Monthly Profit	24,888,117	24,384,604	29,784,372	29,243,044	27,188,098	22,358,983
1 Year Special ATDC - Profit at Maturity	7,053,866	6,859,598	8,507,284	8,181,247	8,557,083	8,041,015
Total	31,941,983	31,244,202	38,291,656	37,424,291	35,745,181	30,399,998

Profit Distribution - Special TDR Pool E (Flexi)

Deposits in (Pak Rupees)	Jan-23	Feb-23	Mar-23	Apr-23	May-23	June-23
PLS Term Deposit - Special 1 Year Monthly - 1,000,000.00 - 4,999,999.99	-	-	-	-	5,708,356	9,578,452
PLS Term Deposit - Special 1 Year Monthly - 5,000,000.00 - 9,999,999.99	-	-	-	-	3,839,874	5,757,170
PLS Term Deposit - Special 1 Year Monthly - 10,000,000.00 - 24,999,999.99	-	-	-	5,986,684	5,003,105	7,051,214
PLS Term Deposit - Special 1 Year Monthly - 25,000,000.00 - 49,999,999.99	-	-	-	-	1,106,151	2,946,045
PLS Term Deposit - Special 1 Year Monthly - 50,000,000.00 & Above	-	-	-	-	1,476,701	2,622,606
TDR 1 Years - Special at Maturity - 1,000,000.00 - 4,999,999.99	-	-	-	-	1,769,701	2,282,863
PLS Term Deposit - Special 1 Year Monthly - 5,000,000.00 - 9,999,999.99	-	-	-	-	534,260	909,027
PLS Term Deposit - Special 1 Year Monthly - 10,000,000.00 - 24,999,999.99	-	-	-	1,146,034	715,361	1,200,993
PLS Term Deposit - Special 1 Year Monthly - 25,000,000.00 - 49,999,999.99	-	-	-	-	359,586	719,179
PLS Term Deposit - Special 1 Year Monthly - 50,000,000.00 & Above	-	-	-	-	304,110	9,988,996
Total	-	-	-	7,132,718	20,817,205	43,056,546


 M. Owais Khan
 Pool Manager


 M. Fahad Siddiqui
 Wing Head - Pool Management